

**Adopted
Operating
and
Capital Budget
FY 2020-2021**



Table of Contents



Budget Message
Functional Organizational & Staffing Positions by Department Charts
General Fund
Special Revenue Funds Impact Fees Fund Building Department Fund Neighborhood Service Districts Disaster Fund
Electric Utility Tax Revenue & Debt Service Fund
Capital Projects Fund Infrastructure Sinking Fund & Five-Year Capital Improvement Plan
Stormwater Utility Fund & Facilities Maintenance Fund
Notes



Budget Message



TOWN OF MIAMI LAKES

MEMORANDUM

To: Honorable Mayor and Town Councilmembers

From: Edward Pidermann, Town Manager

Subject: FY 2020-21 Proposed Budget - Changes at 2nd Reading

Date: September 30, 2020

Background

At the September 22, 2020 Budget Hearing, the Town Council amended and subsequently adopted the Fiscal Year 2020-21 Budget on second reading as presented in Exhibit A.

CHANGES AT SECOND READING

GENERAL FUND

As directed by the Town Council, the following modifications were made:

- Reduced Mayor Council Travel & Per Diem by \$12,000
- Reduced Mayor Council Subscriptions & Membership by \$2,000
- Reduced Public Works Miscellaneous Expenses by \$3,000

The total amount of \$17,000 of these reductions was transferred to the Parks Capital Projects Fund to be used towards the MLOP Master Plan. Additionally, the contingency reserve amount of \$238,525 was transferred to the Stormwater Capital Fund to be used towards NW 83rd Place roadway and drainage improvement project.

These General Fund changes are reflected in the chart below:

TOWN OF MIAMI LAKES
FY 2020-2021 Adopted Budget
Summary of Changes

ACCOUNT DESCRIPTION	PROPOSED BUDGET AT 2ND HEARING	ADOPTED BUDGET AT 2ND HEARING	NET CHANGE	BUDGET COMMENTS
---------------------	--------------------------------------	-------------------------------------	------------	-----------------

GENERAL FUND

General Fund Expenses				
Travel & Per Diem (Mayor & Council)	\$15,000	\$3,000	(\$12,000)	
Subscriptions & Memberships (Mayor & Council)	\$12,058	\$10,058	(\$2,000)	
Miscellaneous Expenses (Public Works)	\$3,000	\$0	(\$3,000)	
Transfers Out-CPF Parks	\$0	\$17,000	\$17,000	To MLOP Master Plan.
Contingency Reserve	\$238,525	\$0	(\$238,525)	
Transfers Out-CPF Stormwater	\$0	\$238,525	\$238,525	To NW 83rd Place Roadway & Drainage Improvements Project.
Total General Fund Expenses			\$0	

SPECIAL REVENUE FUND

As directed by the Town Council, the following modifications were made:

Transportation – PTP 80%

- Reduced the amount transferred out of the Capital Projects Fund that was allocated for 59th Avenue Roadway extension from \$625,000 to \$425,00. The difference of \$200,000 is allocated to the Streetlighting Improvements Project (\$100,000) and towards NW 83rd Place Roadway and Drainage Improvement Project (\$100,000).

Mobility Fee Trust

- Reduced Contingency Reserve by \$100,000 and increased the Capital Projects Fund transfer out amount by \$100,000 to allocate towards the 59th Avenue Roadway Extension Project.

These Special Revenue Fund changes are reflected in the chart below:

TOWN OF MIAMI LAKES
FY 2020-2021 Adopted Budget
Summary of Changes

ACCOUNT DESCRIPTION	PROPOSED BUDGET AT 2ND HEARING	ADOPTED BUDGET AT 2ND HEARING	NET CHANGE	BUDGET COMMENTS
---------------------	--------------------------------------	-------------------------------------	------------	-----------------

SPECIAL REVENUE FUND

Special Revenue Fund Expense-Transportation PTP 80%

Transfers Out-CPF Transportation	\$625,000	\$525,000	(\$100,000)	Allocates \$425,000 for 59th Ave Roadway Extension Project & \$100,000 for Streetlight Improvements Project.
Transfers Out-CPF Stormwater	\$0	\$100,000	\$100,000	To NW 83rd Place Roadway & Drainage Improvements Project.

Special Revenue Fund Expense-Mobility Fee Trust

Contingency Reserves	\$295,222	\$195,222	(\$100,000)	
Transfers Out-CPF Transportation	\$0	\$100,000	\$100,000	To 59th Ave Roadway Extension Project.

Total Special Revenue Fund Expenses

\$0

CAPITAL PROJECTS FUND

As directed by the Town Council, the following modifications were made:

Parks

- Allocated \$17,000 from the General Fund to the MLOP Master Plan.

Transportation

- Allocated \$100,000 from Special Revenue Transportation (PTP 80%) to the Streetlight Improvements Project.
- Allocated \$100,000 from Special Revenue Mobility Fee Trust Fund to 59th Avenue Roadway Extension Project.

Stormwater

- Allocated \$238,525 from the General Fund and \$100,000 from the Special Revenue Transportation Fund (PTP 80%) to NW 83rd Place Roadway and Drainage Improvement Project, for a total amount of \$338,525.

These Capital Projects Fund changes are reflected in the chart below:

TOWN OF MIAMI LAKES
FY 2020-2021 Adopted Budget
Summary of Changes

ACCOUNT DESCRIPTION	PROPOSED BUDGET AT 2ND HEARING	ADOPTED BUDGET AT 2ND HEARING	NET CHANGE	BUDGET COMMENTS
---------------------	--------------------------------------	-------------------------------------	------------	-----------------

CAPITAL PROJECTS FUND

Capital Projects Fund -Parks

Transfers In-General Fund (Revenue)	\$0	(\$17,000)	(\$17,000)	
MLOP Master Plan (Expense)	\$450,032	\$467,032	\$17,000	MLOP Master Plan.

Capital Projects Fund-Transportation

Transfers In-SRF-PTP 80% (Revenue)	\$625,000	\$525,000	(\$100,000)	Allocates \$425,000 for 59th Ave Roadway Extension Project & \$100,000 for Streetlight Improvements Project.
Transfers In-SRF-Mobility Fee Trust (Revenue)	\$0	\$100,000	\$100,000	To 59th Ave Roadway Extension Project.
Street Light Improvements (Expense)	\$0	\$100,000	\$100,000	Streetlight Improvements Project.
59th Avenue Extension Project (Expense)	\$5,426,052	\$5,326,052	(\$100,000)	

Capital Projects Fund-Stormwater

Transfer In-General Fund (Revenue)	\$0	(\$238,525)	(\$238,525)	
Transfer In-Transportation PTP 80% (Revenue)	\$0	(\$100,000)	(\$100,000)	
83rd Place Roadway & Drainage (Expense)	\$0	\$338,525	\$338,525	NW 83rd Place Roadway & Drainage Improvements Project.

Total Capital Projects Fund

\$0

Attachments:

Exhibit A - FY2020-21 Adopted Budget Line Item Detail



TOWN OF MIAMI LAKES MEMORANDUM

To: Honorable Mayor and Town Councilmembers

From: Edward Pidermann, Town Manager

Subject: Adoption of Millage Rate for Fiscal Year 2020-21

Date: September 22, 2020

It is recommended that the Town Council adopt the millage rate for Fiscal Year 2020-21 2.3127 mills, which is \$2.3127 per \$1,000 of assessed property value. This is the same millage rate as adopted for prior year and remains one of the lowest in Miami-Dade County. The proposed millage rate is expected to yield \$7,990,628 in ad valorem revenue at 95% of value based on July 1, 2020 estimated Property Tax Roll, as provided by Miami Dade County Property Appraiser.

Attachments:

Fiscal Year 2020-21 Budget Message

Ordinance on Second Reading FY2020-21 Budget



TOWN OF MIAMI LAKES

MEMORANDUM

To: Honorable Mayor and Town Councilmembers

From: Edward Pidermann, Town Manager

Subject: FY 2020-21 Proposed Budget - Changes from 1st Reading

Date: September 22, 2020

Recommendation

It is recommended that the Town Council adopt the Fiscal Year 2020-21 Budget as amended on second reading and presented in Exhibit A to the Ordinance.

CHANGES FROM FIRST READING

BUDGET MESSAGE

One modification was made to the Town Manager's Budget Message for Fiscal Year 2020-21. Additional language was added to the Fund Balance section stating:

"Barring an unforeseen financial crisis or emergency, the Town's Administration intends to allow the \$238,525 budgeted in the General Fund, under the Contingency Line to flow into Fund Balance at the conclusion of Fiscal Year 2020-21, thereby increasing Fund Balance to 18.3%. This provides an incremental approach of increasing our fund balance annually to get us closer to our mandated goal that equals 20% of our General Fund budget by 2022, as stipulated in Sec. 2-102 (a) of our Code of Ordinances."

GENERAL FUND

One modification was made to the Proposed Fiscal Year 2020-21 General Fund Budget as directed by Town Council at the Council Meeting held on September 15, 2020. The modification is as follows:

- Reallocating Subscriptions and Memberships of \$3,000 from the Economic Development Committee to the Mayor/Council Subscriptions & Membership line item as reflected in the chart below:

TOWN OF MIAMI LAKES
FY 2020-21 Proposed Budget
Summary of Changes

ACCOUNT DESCRIPTION	PROPOSED BUDGET AT 1ST HEARING	PROPOSED BUDGET AT 2ND HEARING	NET CHANGE INCREASE/ (DECREASE)
---------------------	--------------------------------------	--------------------------------------	---------------------------------------

GENERAL FUND

General Fund Expenses			
Subscriptions & Memberships (Mayor & Council)	\$9,058	\$12,058	\$3,000
Economic Development (Committee's)	\$10,000	\$7,000	(\$3,000)
Total General Fund Expenses			<u><u>\$0</u></u>





TOWN OF MIAMI LAKES

MEMORANDUM

To: Honorable Mayor and Town Councilmembers

From: Edward Pidermann, Town Manager

Subject: FY 2020-21 Budget Message

Date: September 8, 2020

Recommendation

It is recommended that Town Council approve the millage rate for Fiscal Year 2020-21 at 2.3127 mills, which is \$2.3127 per \$1,000 of assessed property value. This is the same millage rate as adopted for the prior year, and it remains one of the lowest millage rates in Miami-Dade County. The proposed millage rate is expected to yield \$7,990,628 in ad valorem revenue at 95% of value based on the July 1, 2020 estimated Property Tax Roll, as provided by Miami-Dade County Property Appraiser.

It is also recommended that Town Council adopt Fiscal Year 2020-21 Budget on First Reading of Ordinance, as proposed.

Background

As the Town enters its eighth year of economic growth attributed to increasing property values and new development, the positive effects of prudent financial decisions over the last few years have allowed us to invest in new community facilities, stormwater infrastructure improvements, enhanced communication and transparency, police resources to accommodate a growing population, beautification projects and improved response times to requests for service through new technologies and process improvement.

The Town's economic development goal is to reinforce, strengthen and promote the livability and sustainability of our neighborhoods, commercial and industrial areas in the face of the current economic climate and changing needs of the population. As such, maintaining the Town's credit rating remains an important part of the Town's plan for sustainable recovery and prosperity. In 2018, Moody's Investor Service upgraded the Town's bond rating from 'Aa3' to 'Aa2'. Moody's, in commenting on the basis for upgrading the ratings noted that the Town benefits from low debt and pension burdens and a strong stable financial position. In 2019, Fitch Ratings affirmed the special obligation bonds rating at 'AA+'. The upgrade focused on the Town's solid revenue

framework and expenditure flexibility, nominal fixed carrying costs and low long-term liability burden. The Town's financial position will continue to remain strong with continued development, and as property values increase and thereby generating more property tax revenues.

In November 2015, the Town adopted a 2025 Strategic Plan that outlines six goal areas including enhanced mobility, beautification, economic development, sustainability, communication, and innovation/technology. Each goal area is supported by objectives as adopted by the Town Council. Staff has developed specific Initiatives with supporting work plans to accomplish the Goals and Objectives provided for in the 2025 Strategic Plan. Several components of the plan may require funding from the General Fund, including beautification and communication initiatives. Specific initiatives which will be discussed at the tentative Strategic Plan Workshop scheduled for March 19th and 20th 2021.

FY2020-21 PROPOSED BUDGET

The proposed budget is a deliberate balance of revenues and expenditures prepared in accordance with the State of Florida's Truth in Millage process and best serves the Town's prioritization for provision of core services and the Council's Strategic Plan Initiatives. It balances the Town's financial resources with current programming and service levels while maintaining a solid financial position. We were able to balance this fiscal year's budget with recurring revenues, expense savings, deferral of filling vacancies, reducing operational outlays, which allow us to maintain the current level of services expected by our residents and the business community.

The total Budget for Fiscal Year 2020-21 including all Funds is \$42,860,378 as shown in the table below. This represents a decrease of \$3,029,081 or 7.30% as compared to Fiscal Year 2019-20 Adopted Budget, which is primarily attributed to less grants awarded, and a decrease in general revenues due to the Covid19 pandemic. The details of the decrease are discussed later in this memorandum.

BUDGET SUMMARY									
Town of Miami Lakes - FY2020-21									
THE PROPOSED OPERATING BUDGET EXPENDITURES OF THE TOWN OF MIAMI LAKES ARE 8.4% LESS THAN LAST YEARS TOTAL OPERATING EXPENDITURES									
Millage per \$1,000									
General Fund Millage: 2.3127									
<i>The General Fund Millage is 4.68% percent higher than the State defined Rolled Back Rate</i>									
ESTIMATED REVENUES	General Fund	Special Revenue Funds	Electric Utility Tax Revenue Fund	Debt Service Fund	Capital Projects Fund	Stormwater Utility Fund	Internal Service Fund	Total All Funds	
Ad Valorem Taxes: Millage per \$1,000 = 2.3127	8,040,628	-	-	-	-	-	-	8,040,628	
Non-Ad Valorem Assessment	-	\$1,397,560	-	-	-	-	-	1,397,560	
Franchise Fees	1,208,000	-	-	-	-	-	-	1,208,000	
Charges for Services	140,288	-	-	-	-	1,114,699	-	1,254,987	
Utility Service Taxes	2,994,009	-	555,991	-	-	-	-	3,550,000	
Intergovernmental Revenue	4,122,036	1,748,897	-	171,824	\$6,804,615	-	-	12,847,372	
Licenses and Permits	388,901	1,835,000	-	-	-	-	-	2,223,901	
Fines & Forfeitures	195,000	25,000	-	-	-	-	-	220,000	
Miscellaneous Revenue	71,000	59,500	-	-	\$0	5,000	-	135,500	
TOTAL SOURCES	17,159,862	5,065,957	555,991	171,824	6,804,615	1,119,699	-	30,877,948	
Transfers In	-	-	-	553,991	\$1,147,000	-	377,088	2,078,079	
Fund Balances/Reserves/Net Assets	3,501,181	\$4,706,317	-	293,780	\$1,402,962	111	-	9,904,351	
TOTAL REVENUES, TRANSFERS & BALANCES	20,661,043	9,772,274	555,991	1,019,595	9,354,577	1,119,810	377,088	42,860,378	
ESTIMATED EXPENDITURES									
General Government	2,792,187	-	2,000	-	-	-	226,253	3,020,440	
Transportation	1,171,393	1,300,725	-	-	5,506,569	-	-	7,978,687	
Public Safety	8,599,350	1,517,974	-	-	-	-	101,814	10,219,138	
Parks, Recreation & Community Engagement	3,180,555	-	-	-	1,127,157	-	-	4,307,712	
Physical Environment	-	-	-	-	2,108,559	894,332	-	3,002,891	
Building, Code, Planning & Zoning	518,246	2,566,761	-	-	-	-	49,021	3,134,028	
Debt Services	141,538	-	-	709,359	-	86,785	-	937,682	
TOTAL EXPENDITURES	16,403,270	5,385,460	2,000	709,359	8,742,285	981,117	377,088	32,600,579	
Transfers Out	478,067	924,021	553,991	-	-	122,000	-	2,078,079	
Fund Balances/Reserves/Net Assets	3,779,706	3,462,793	-	310,236	612,292	16,693	-	8,181,720	
TOTAL APPROPRIATED EXPENDITURES, TRANSFERS, RESERVES AND BALANCES	20,661,043	9,772,274	555,991	1,019,595	9,354,577	1,119,810	377,088	42,860,378	

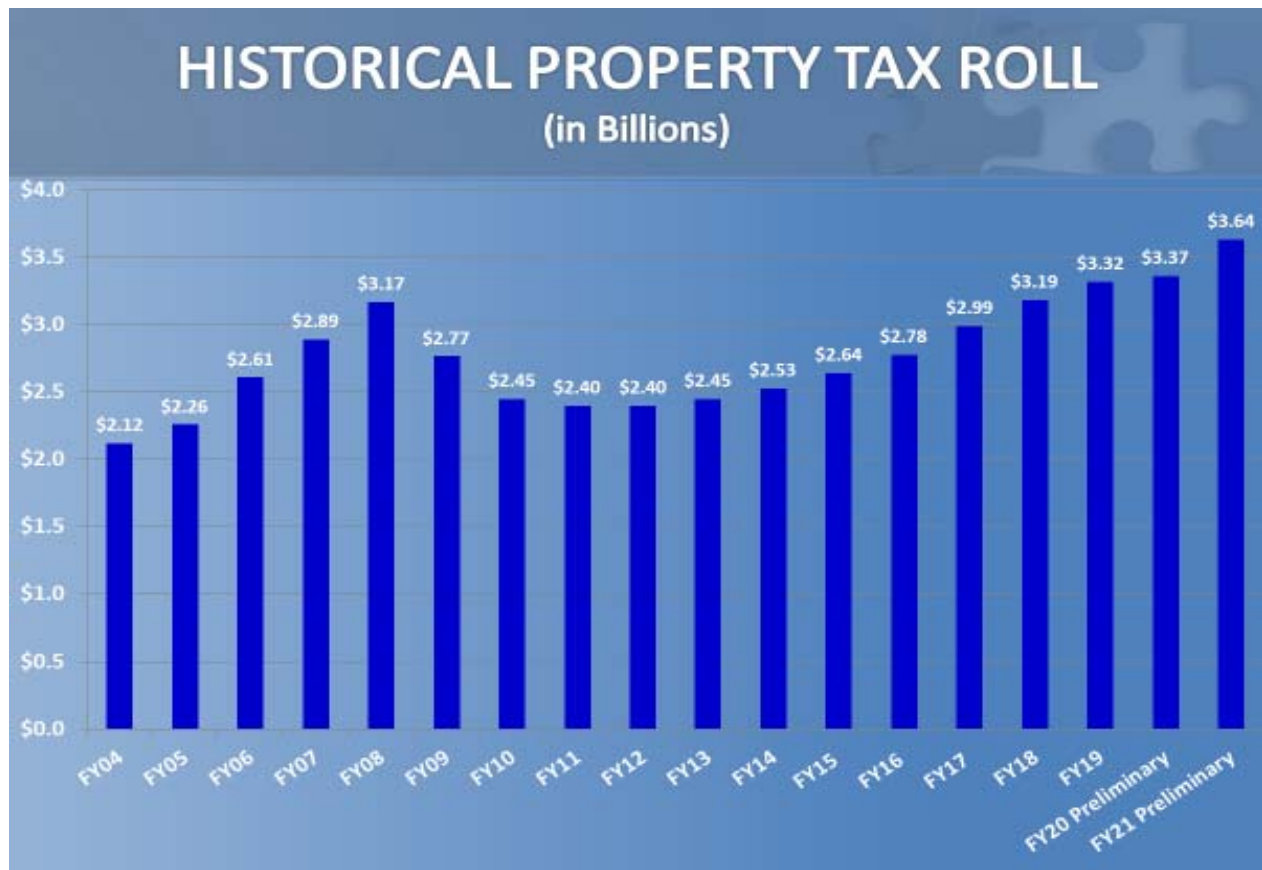
THE TENTATIVE, ADOPTED, AND/OR FINAL BUDGETS ARE ON FILE IN THE OFFICE OF THE TOWN CLERK, 6601 MAIN STREET, MIAMI LAKES, FLORIDA 33014 AS A PUBLIC RECORD.

I. TAX ROLL, MILLAGE RATE, AND AD VALOREM REVENUE

Property Tax Roll Value

The estimated roll value from Miami-Dade County Property Appraiser on July 1, 2020 reflects a gross taxable value of \$3,636,955,722, which includes an increase of \$160,033,451 in new construction and improvements. As compared to the certified taxable value for the previous year of \$3,321,693,913, the July 1, 2020 figure shows an increase of \$315.2 million, a positive economic indicator of the continued increase in both residential and commercial property developments.

As seen in the graph below, Property Tax Roll value has been steadily on the rise since FY 2014 reflecting continuous economic recovery and growth.



Millage Rate

At the July 14, 2020 Town Council Meeting, the Council established the proposed millage rate 'cap' at 2.3127 mills, which is \$2.3127 per \$1,000 of assessed property value, via Resolution No. 20-1691. In keeping the millage rate flat we will continue to be the sixth lowest millage rate among the thirty-five municipalities in Miami-Dade County, and well below the statutory limit of 10.0 mills. Since its first year of incorporation, the Town has steadily reduced the millage rate, and maintained the same low rate since 2012 for five consecutive years. In 2017, the millage rate was reduced to 2.3353 mills, and in 2019 was further reduced to an all-time low of 2.3127, the same as the current year's proposed rate. The Proposed Budget provides for no increase to the millage rate, remaining unchanged at 2.3127 mills for the third consecutive year.



Rolled-Back Rate

Based on the proposed millage rate of 2.3127, the rolled-back rate for FY 2021 is 2.2094. The rolled-back rate would provide the same ad valorem tax revenue as was levied during the prior year exclusive of new construction and improvements. The proposed millage rate of 2.3127 is 4.68% higher than the current year aggregate rolled-back rate. The State Department of Revenue required methodology for calculating the rolled-back rate uses the roll value after the Value Adjustment Board action. The Town's prior year final gross taxable value is \$3,321,693,913 which is \$315.2 million less than the preliminary July 1 base roll figure of \$3,636,955,722. The current proposed millage rate of 2.3127 is based on the gross taxable value which includes new construction and improvements increasing the assessed value. The roll back rate of 2.2094 is based on the adjusted taxable value which excludes new construction and improvements that increase the assessed value. As a result, the roll back rate of 2.2094 would generate \$356,912 less in ad valorem revenue as compared to the proposed millage rate of 2.3127.

Ad Valorem Revenue

The FY 2020-21 Budget was developed using the proposed millage rate of 2.3127. This millage rate will generate property tax revenues or ad valorem (calculated at 95% for budget purposes) in the amount of \$7,990,628. The impact is approximately \$596,204 or 8% increase in ad valorem revenue for the General Fund.

II. FY2020-21 BUDGET HIGHLIGHTS – BY FUND

GENERAL FUND

The FY2020-21 General Fund Operating Budget totals \$20,661,043 and includes \$3,501,181 in fund balance which is discussed later in this memorandum. The total General Fund Operating Budget is \$17,358,562 an overall decrease of approximately \$279,641 or 1.59% as compared to the prior year's Amended Budget. The Budget includes \$198,700 carry-over from the prior year which is allocated to re-program the litigation reserves and a reserve for committees in the event donations are received to offset requested increases (\$40,000).

In addition to the core services, this year's budget provides funding for parks grounds improvements and software upgrades. Funding for general elections, infrastructure renewal and replacement sinking fund and reserves for litigation and committees' donations. The budget also accommodates the FRS rate increases, health insurance costs, as well as the cost of base police patrol services passed through our contract with Miami-Dade County.

A summary of the General Fund Budget is presented below comparing the FY2019-20 Adopted, Amended and Year-end Projection.

FY2020-21 Proposed Budget
September 8, 2020

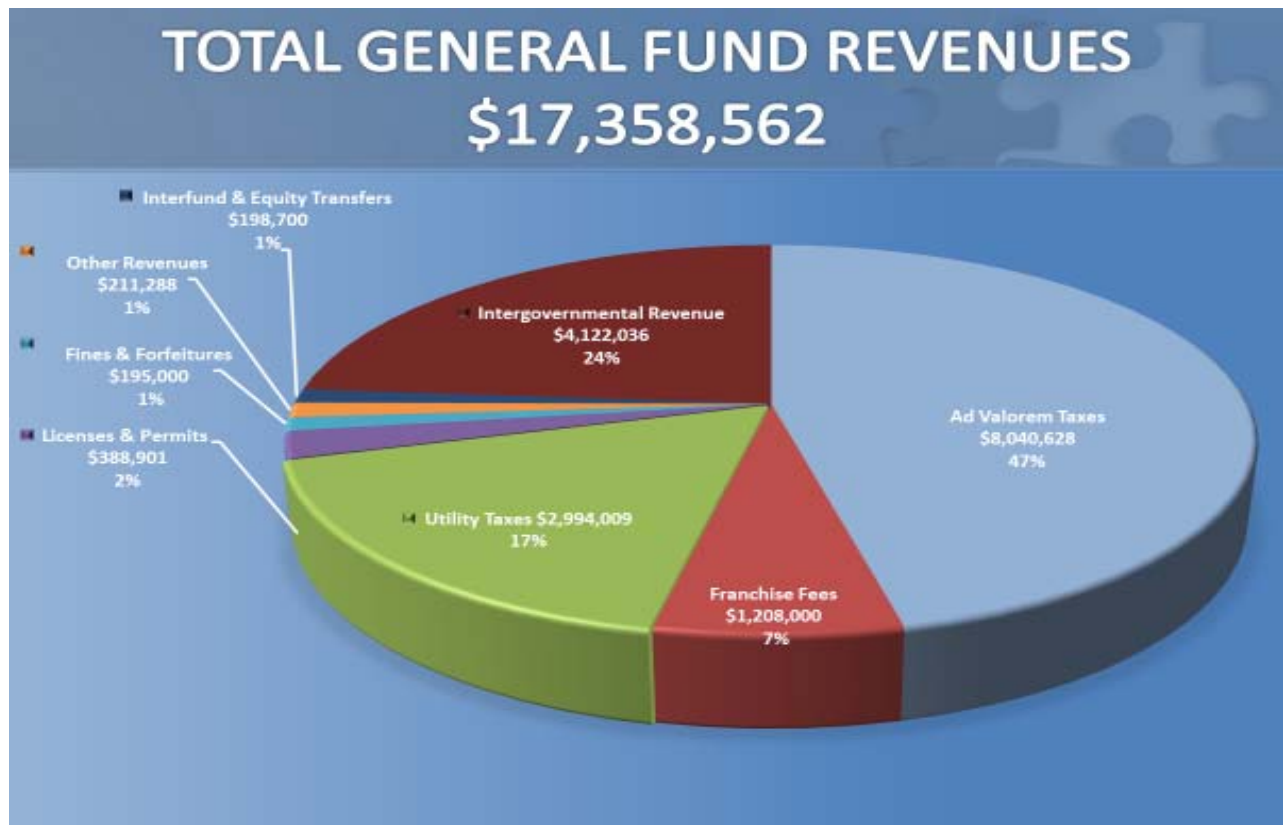
ACCOUNT NAME	FY2018-19 ACTUALS	FY2019-20 ADOPTED BUDGET	FY2019-20 AMENDED BUDGET	FY2019-20 YEAR END PROJECTION	FY2020-21 PROPOSED BUDGET	FY2020-21 PROPOSED VS FY2019-20 ADOPTED	% CHANGE	FY2020-21 PROPOSED VS FY2019-20 AMENDED	% CHANGE	FY2020-21 PROPOSED VS FY2019-20 YEAR-END PROJECTION	% CHANGE
Revenues											
Ad Valorem Taxes	\$7,148,392	\$7,444,424	\$7,444,424	\$7,342,942	\$8,040,628	\$596,204	8.01%	\$596,204	8.01%	697,686	9.50%
Franchise Fees	\$1,130,788	\$390,000	\$390,000	\$439,830	\$1,208,000	\$818,000	209.74%	\$818,000	209.74%	768,170	174.65%
Utility Service Tax	\$2,860,586	\$2,889,601	\$2,889,601	\$3,027,456	\$2,994,009	\$104,408	3.61%	\$104,408	3.61%	(33,447)	-1.10%
Communications Service Tax	\$1,130,732	\$1,181,000	\$1,181,000	\$1,078,104	\$982,855	(\$198,145)	-16.78%	(\$198,145)	-16.78%	(95,249)	-8.83%
State Revenue Sharing	\$788,227	\$807,000	\$807,000	\$733,526	\$778,673	(\$28,327)	-3.51%	(\$28,327)	-3.51%	39,147	5.23%
Alcoholic Beverage License	\$17,735	\$20,000	\$20,000	\$15,620	\$20,000	\$0	0.00%	\$0	0.00%	4,380	28.04%
Half-Cent Sales Tax	\$2,431,403	\$2,518,000	\$2,518,000	\$2,212,999	\$2,340,508	(\$177,492)	-7.05%	(\$177,492)	-7.05%	127,509	5.76%
Grants/FEMA Reimbursement	\$8,079	\$0	\$0	\$0	\$0	\$0	0.00%	\$0	0.00%	0	0.00%
Permits & Fees (Non-Building Dept.)	\$442,283	\$424,500	\$424,500	\$400,812	\$388,901	(\$35,599)	-8.39%	(\$35,599)	-8.39%	(11,911)	-2.97%
Fines & Forfeitures	\$195,519	\$185,000	\$185,000	\$225,068	\$195,000	\$10,000	5.41%	\$10,000	5.41%	(30,068)	-13.36%
Miscellaneous Revenues	\$386,602	\$306,650	\$306,650	\$315,705	\$211,288	(\$35,362)	-31.10%	(\$35,362)	-31.10%	(104,417)	-33.07%
Sub-total Recurring Revenues	\$16,540,406	\$16,166,175	\$16,166,175	\$15,798,062	\$17,159,862	\$993,687	6.15%	\$993,687	6.15%	1,361,800	8.62%
Interfund Transfers	\$50,623	\$420,000	\$551,551	\$551,551	\$0	(\$420,000)	-100.00%	(\$551,551)	-100.00%	(551,551)	-100.00%
Transfers In	\$0	\$431,317	\$431,317	\$431,317	\$0	(\$431,317)	-100.00%	(\$431,317)	-100.00%	(431,317)	-100.00%
Prior Year Carry-Over Funds	\$1,275,000	\$342,500	\$489,160	\$489,160	\$198,700	(\$143,800)	-41.99%	(\$290,460)	-59.38%	(290,460)	-59.38%
Sub-total Other Revenues	\$1,325,623	\$1,193,817	\$1,472,028	\$1,472,028	\$198,700	(\$995,117)	-83.36%	(\$1,273,328)	-86.50%	(1,273,328)	-86.50%
Total Revenues	\$17,866,029	\$17,359,992	\$17,638,203	\$17,270,090	\$17,358,562	(\$1,430)	-0.01%	(\$279,641)	-1.59%	88,472	0.51%
Expenditures											
Town Mayor & Council	\$364,060	\$361,608	\$361,608	\$344,597	\$380,060	\$18,452	5.10%	\$18,452	5.10%	35,463	10.29%
Town Clerk	\$232,765	\$206,247	\$206,247	\$210,281	\$220,954	\$14,707	7.13%	\$14,707	7.13%	10,672	5.08%
Town Attorney	\$257,448	\$215,000	\$358,800	\$344,660	\$215,000	\$0	0.00%	(\$143,800)	-40.08%	(129,660)	-37.62%
Administration	\$1,819,261	\$1,847,603	\$1,922,355	\$1,980,416	\$1,379,173	\$131,570	7.12%	\$56,818	2.96%	(1,243)	-0.06%
Police & School Crossing Guards	\$8,658,557	\$8,817,140	\$8,817,140	\$8,656,755	\$8,597,050	(\$220,090)	-2.50%	(\$220,090)	-2.50%	(59,705)	-0.69%
Planning & Zoning	\$239,069	\$245,304	\$245,304	\$218,703	\$191,197	(\$54,107)	-22.06%	(\$54,107)	-22.06%	(27,505)	-12.58%
Code Compliance	\$302,672	\$312,054	\$312,053	\$309,261	\$327,049	\$14,995	4.81%	\$14,996	4.81%	17,788	5.75%
Parks & Recreation	\$2,492,565	\$2,724,556	\$2,752,205	\$2,622,520	\$2,613,994	(\$110,562)	-4.06%	(\$138,211)	-5.02%	(8,525)	-0.33%
Community Outreach & Engagement	\$335,687	\$332,324	\$332,325	\$335,122	\$384,761	\$52,437	15.78%	\$52,436	15.78%	49,639	14.81%
Committees'	\$319,077	\$194,100	\$225,314	\$259,878	\$181,100	(\$13,000)	-6.70%	(\$44,814)	-19.84%	(78,778)	-30.31%
Public Works	\$1,069,732	\$1,280,600	\$1,280,599	\$1,234,812	\$1,171,393	(\$109,207)	-8.53%	(\$109,206)	-8.53%	(63,419)	-5.14%
GNIP	\$48,855	\$141,194	\$141,194	\$141,194	\$141,538	\$344	0.24%	\$344	0.24%	344	0.24%
Non-Departmental	\$9,722	\$382,500	\$238,700	\$0	\$477,225	\$94,725	24.76%	\$238,525	99.93%	477,225	0.00%
Sub-total Expenditures	\$16,149,470	\$17,060,230	\$17,194,444	\$16,658,198	\$16,880,495	(\$179,735)	-1.05%	(\$313,949)	-1.83%	222,297	1.33%
Transfers Out	\$1,227,399	\$299,764	\$443,759	\$390,680	\$478,067	\$178,303	59.48%	\$34,308	7.73%	87,387	22.37%
Total Expenditures	\$17,376,869	\$17,359,992	\$17,638,203	\$17,048,878	\$17,358,562	(\$1,430)	-0.01%	(\$279,641)	-1.59%	309,664	1.82%
Excess (Deficiency) of Revenues over Expenditures	\$489,160	\$0	\$0	\$221,212	\$0	\$0	0%	\$0	0%	(221,212)	-1.30%

FACTORS AFFECTING FY 2020-21 PROPOSED BUDGET

I. REVENUES

General Fund Revenues are primarily unrestricted in nature and fund a variety of services including town administration, police patrol, public works, community outreach and parks services. Property Taxes remain the Town's largest revenue source, comprising 47% of FY2021 budgeted General Fund revenues, followed by Intergovernmental Revenues (i.e. Half-Cent Sales Tax, Communications Services Tax and State Revenue Sharing) at 24%, followed by Utility

Services Taxes 17%, Franchise Fees (7%), Licenses & Permits (2%), and the remainder from Fines & Forfeitures and other miscellaneous revenues.



The total revenues available for allocation in FY2020-21 General Fund Budget is \$17,358,562 including carryovers (\$198,700) for the litigation reserves. This budget remains static compared to the FY2020 Adopted budget with a decrease of \$1,430 or 0.01%.

In May 2020, the Franchise Fee contract with Miami Dade County and FPL expired which represented an estimated revenue loss of \$1.2 million to the Town under that contract. To make up the significant revenue loss in the prior year (FY2019-20) the Council approved a one-time transfer from the MLOP Capital Fund (\$420,000) and a one-time transfer from reserve fund balance (\$431,317). This budget considers a full year of FPL Franchise Fee surcharge at 3% offsetting the one-time revenue sources from the prior year.

As compared to the Adopted budget and indicated in the summary chart above, several revenue categories have decreased due to the onset of the Covid19 pandemic. It is evident in the decrease in State revenue sharing (\$28,327), Half cent sales taxes (\$177,492), and in miscellaneous revenues which accounts for park facility rentals and other miscellaneous revenues that have conservative revenue variances.

II. EXPENSES

The FY2020-21 Operating Expense Budget is \$279,641 or 1.59% less than the prior amended budget.

The significant changes affecting the Proposed Budget are described below:

- **Staffing** – The General Fund Budget includes 32.5 full-time equivalent positions, 6 part-time, 8 seasonal and 7 part-time seasonal positions. A part-time Marketing and Media Specialist position was converted to full-time position. A Procurement Specialist and Zoning Official are currently vacant and will not be filled in FY2021. The Capital Improvement Manager position was eliminated from the budget since it was not approved in prior year.

In keeping with the business model of the Town, we continue to maintain a small professional staff with core competencies in specialized areas and contract out many of the service delivery functions when it provides long-term savings to do so.

- **FRS Contribution** – The Florida Retirement System employer contribution rate increased from 8.47% to 10% for regular employees as of July 1, 2020.
- **Group Health Insurance** – We are anticipating a 10% increase in group health insurance premiums. In keeping with the Employee Retention Program, the Town has implemented various wellness activities with the goal of reducing health care premium cost and improving employee morale.
- **Police Services** – The Police Department's Budget of \$8,698,865 includes contracted police patrol services (\$8,591,539) and the school crossing guards (\$107,326), and represents 50% of the General Fund operating budget, and an overall decrease of approximately \$211,305 or 2.37% as compared to prior year Amended Budget. This is primarily the result of fringe, overtime, and county overhead cost reductions.

The chart below is a summary of net change for contracted Police Patrol Services:

POLICE PATROL SERVICES	FY 2019-20 ADOPTED BUDGET	FY 2019-20 AMENDED BUDGET	FY 2019-20 YEAR-END PROJECTION	FY 2020-21 PROPOSED BUDGET	NET CHANGE	
					FY20 AMENDED	VS. FY21 PROPOSED
- Police Salaries	\$4,722,257	\$4,722,257	\$4,655,822	\$4,666,926	(\$55,331)	-1%
- Overtime	340,000	340,000	361,663	300,000	(\$40,000)	-12%
- Social Security	290,008	290,008	389,594	286,416	(\$3,592)	-1%
- Retirement	1,202,972	1,202,972	1,266,292	1,041,071	(\$161,901)	-13%
- Group Health Insurance	714,000	714,000	701,485	688,500	(\$25,500)	-4%
- Other fringe benefits	123,903	123,903	(52,807)	248,831	\$124,928	101%
Total Personnel Services	7,393,140	7,393,140	7,322,049	7,231,744	(\$161,396)	-2%
Fleet Maintenance & Operations	534,498	534,498	458,784	531,329	(\$3,169)	-1%
Insurance	279,300	279,300	278,324	279,300	\$0	0%
County Overhead Cost	496,062	496,062	474,550	428,627	(\$67,435)	-14%
TOTAL PATROL SERVICES	\$8,703,000	\$8,703,000	\$8,533,706	\$8,471,000	(\$232,000)	-2.7%

- **Legal Fee Settlement/Reserves** – A reserve for the potential settlement of legal fees is included in Non-Departmental. This amount is the balance carried over from the prior year’s reserve for legal fees (\$198,700).
- **Inter-fund Reimbursements** – During the normal course of business, the General Fund provides administrative, legal, accounting, and technical support to the proprietary and special revenue funds. As such, these Funds reimburse the General Fund a percentage of total cost for services provided, which is shown as a reimbursement to salaries in Administration Department for transparency purposes. These include the Building Department (\$263,460), Stormwater Utility (\$78,169), CITT Peoples Transportation Plan (\$63,910) and the six Special Taxing Districts (\$137,469).
- **Committees** – If approved, the total Committees’ budgets remain static, apart from the Special Needs Advisory Board, which receives funding from the Mayor’s Gala donations. The FY 2021 budget provides for a total allocation of \$184,100 to the Committees. It should be noted that \$40,000 is held in reserves in the Non-Departmental section of the budget in the event donations are received to offset the requested increases.
- **Transfers** – The FY2020-21 General Fund Budget has a transfer to the Facilities Maintenance Fund for Administration (\$226,253) and the Police Department’s (\$101,814) portion of Government Center building expenses. This budget also includes the mandated annual contribution to the Sinking Fund (\$150,000) for facility, equipment and infrastructure renewal and replacement.

- **Reserves:** The General Fund Operating Budget includes \$477,225 in reserves in Non-Departmental for the following: litigation/legal fee settlement (\$198,700), reserves to offset donations/contributions for Committees (\$40,000), and contingency reserves (\$238,525).

III. FUND BALANCE

In accordance with the Town's audited financials as reported in the FY2018-19 Comprehensive Annual Financial Report (CAFR), the General Fund unassigned fund balance at the beginning of FY2019-20 was \$4,222,958. From this amount, \$350,000 is earmarked for Hurricane Irma expenses that are not expected to be reimbursed by FEMA. We are in the final stages of settling and finalizing our claims and expect this reserve to decrease further. We should have a final number on or before September 30, 2020. During the FY2019-20 budget process, Council approved an appropriation from reserved fund balance of \$431,317 to balance the budget and carried forward \$342,500 in legal reserves. In April of 2020, the Council also approved a carry forward from the General Fund balance totaling \$146,660. This reduced the fund balance to \$2,952,481.

It should be noted that of the \$342,500 in legal reserves from the prior year, a balance of \$198,700 is included as a carry forward in the FY2020-21 budget to reprogram the litigation reserve.

The Town's reserve policy ordinance requires that we maintain 15% of budgeted general fund expenditures on hand as a reserve whenever possible. The current fund balance amount of \$2,952,481 meets and exceeds the 15% requirement at 17.01%. However, during the November 2019 Council Meeting the Council instructed the Town Manager and Town Attorney to amend the Town Code to provide for a gradual three-year increase of the Town reserves from 15% to 20%, and is well on its way to achieve this goal.

Barring an unforeseen financial crisis or emergency, the Town's Administration intends to allow the \$238,525 budgeted in the General Fund, under the Contingency Line to flow into Fund Balance at the conclusion of Fiscal Year 2020-21, thereby increasing Fund Balance to 18.3%. This provides an incremental approach of increasing our fund balance annually to get us closer to our mandated goal that equals 20% of our General Fund budget by 2022, as stipulated in Sec. 2-102 (a) of our Code of Ordinances.

SPECIAL REVENUE FUNDS

Building Department Fund – The Building Department's FY2020-21 Budget is \$3,541,374. This budget reflects a decrease in revenues of approximately \$590,593 or 14.29% as the new residential construction and development that began in FY 2016 has begun to taper off. Notwithstanding, construction and development continues to be steady and robust, and as such, we are anticipating \$1.2 million in revenues from building permit activities. The operating cost of the Building Department including staffing and inspections services is \$2,351,962, and a reimbursement of

\$263,460 to the General Fund for administrative support. The Fund reflects a healthy fund balance of \$925,952.

Impact Fees Fund – This Fund includes parks, public safety, and a contribution in lieu of road impact fees from new developments including the Automall and Kislak Building. Revenues from these developments including carry-over from prior year and interest income are estimated at \$1,360,557 for parks impact fees, \$265,630 for public safety impact fees, and \$0 contribution from developer in lieu of road impact fees. The total FY2020-21 Budget is \$1,626,187 and can only be used to fund the cost of additional capital resources required to maintain and accommodate projected population growth due to new development. Funds are allocated for Senior Center (\$250,000 transfer to Capital Fund). This Fund has a reserve of \$1,376,187.

Mobility Fee Trust Account Fund – Per Ordinance 16-192, the mobility fee is restricted for infrastructure capital improvements and improving the multimodal network included in the Town’s Capital Improvement Element (CIE) of the Comprehensive Plan. Revenues are estimated at \$267,000 from the Automall and Kislak Building development. This Fund has \$295,222 in reserves.

People’s Transportation Plan – The total proposed budget for FY2020-21 is \$1,469,661 and includes 80% share of revenues from the half-cent discretionary sales surtax (\$1,017,066), prior year carry-over funds (\$4,642) and interest income (\$5,000). The budget provides for staffing at 50% of cost to manage the programs for planning and mobility. The budget also includes funding for street lighting utilities (\$250,000), funds for traffic studies as needed and other transportation related activities. A transfer of \$625,000 to the Capital Projects Fund is budgeted for NW 59 Avenue extension project. This fund has no reserves.

Transit – The budget includes the 20% share of revenues from the half-cent discretionary sales surtax (\$261,139), Freebee Advertising (\$17,500), Freebee Public Transit Service Grant (\$128,798) and prior year carry-over funds (\$35,516) for a total budget of \$442,953. These funds are restricted for transit operations and cover the full cost of operating the on-demand/flex route circulator service, and maintenance of bus shelters and bus stop signs. Staffing is funded at 50% of cost to manage the program, transit, and traffic issues. This fund has no reserve.

Transportation Gas Tax Fund – Funding is restricted for transportation related activities that include sidewalk replacement, pothole repairs, pressure cleaning of the rights of ways, road striping and signs, etc. At the proposed budget of \$341,894, with a carryforward fund balance of \$34,827, for a total budget of \$376,722, this budget reflects a decrease in revenues of approximately \$48,751 or 12.48% due to the onset of the Covid19 pandemic.

Neighborhood Service Districts – In 2014, Town residents who were living within special taxing districts in the Town of Miami Lakes expressed interest in transferring these services to the Town with the goal of receiving hometown services. On November 8, 2016, Miami-Dade County voters approved a Charter Amendment authorizing a municipality to act as the governing body for

special taxing districts within their municipalities. Once the amendment was approved, the residents of six special taxing districts within the Town presented a petition to be transferred from the County, and the Town Council approved the request on September 5, 2017. On January 21, 2018, elections within the districts' boundaries were conducted via mail-in ballot. All six districts received a majority vote ratifying the transfer to the Town.

The Town organized public meetings with the resident of each district to discuss preferred level of services and the preliminary rates. Their recommendations are included in the Proposed Budget for Fiscal Year 2020-21.

DISTRICT NAME	DISTRICT TYPE	FY2019-20 ASSESSMENT RATE	FY2020-21 PROPOSED ASESEMENT RATE
Miami Lakes Section One	Security Guard	\$285.37	\$208.37
Loch Lomond	Security Guard	\$2,489.80	\$2,489.80
Royal Oaks Section One	Security Guard	\$706.89	\$706.89
Royal Oaks East	Security Guard	\$769.33	\$706.89
Lake Patricia	Lake Maintenance	\$231.46	\$231.46
Lake Hilda	Lake Maintenance	\$157.92	\$157.92

The proposed special assessment for Royal Oaks East section was reduced by \$62.44 for a new rate of \$706.89, and Miami Lakes Section One was also reduced by \$77.00 for new assessed rate of \$208.37. All other districts remained static.

DEBT SERVICE FUND

The Debt Service Fund for FY 2020-21 includes the Series 2010, Special Obligation Bond interest payment (\$507,609), principal payment (\$200,000) and fees (\$1,750) for Government Center, which is funded by the Electric Utility Tax revenues of \$553,991 and Federal Direct Payment subsidy (interest reimbursement) estimated at \$171,824.

CAPITAL PROJECTS FUND

The Five-Year Capital Improvement Program aligns with the Town's 2025 Strategic Plan. Mobility remains the Town's #1 strategic goal. For FY 2020-21, investment in transportation projects represent \$5,818,861 or 64.26% of the Capital Improvement Program, followed by

\$1,127,157 or 12.45% investment in parks and facilities improvements, and \$2,108,559 or 23.29% investment in stormwater improvements. The Capital Projects Budget totals \$9,054,477 and projects are grouped into the three categories as summarized below:

- **Parks and Facilities Improvements** - Parks capital improvements for FY 2020-21 total \$1,127,157 and include funds to complete construction on Bridge Park for the survey and design (\$87,164), MLOP Master Plan to complete the design and commence construction (\$450,032), MLOP Storage Facility to replace roof and air condition unit (189,961), and Par 3 design for passive park use (\$150,000). Funds are available from, grant award, Parks Impact Fees, and developer's contribution for parks improvement.
- **Transportation Improvements** – Revenue sources for transportation improvements include Local Option Gas Tax, FDOT Grants, County Investment Grant Program, Peoples' Transportation Plan (PTP 80%), for a total of \$5,818,861. This amount is appropriated among various projects including NW 59th Avenue Extension (\$5,426,052), design of Safe Routes to School Bob Graham (\$56,267), Miglo Walking & biking trail (\$24,250), this fund also includes a reserve for future projects of \$312,292.
- **Stormwater Improvements** – The major project budgeted for FY2020-21: West Lake Roadway & Drainage Improvement- Phase III (\$2,108,559) Revenue sources for this project include a FEMA Grant, State of Florida legislative appropriation and Stormwater Utility Fees (\$122,000).

STORMWATER UTILITY FUND

The Stormwater rate is \$4.50 per Equivalent Residential Unit (ERU) and has remained unchanged since the creation of the Utility. The Stormwater Rate study was conducted to address the fiscal and drainage needs within our community in FY2020, and a new rate proposal will come before Council sometime in FY2021. The Town anticipates receiving \$1,114,699 in Stormwater utility fees for FY 2020-21. Funds are appropriated and transferred to the Capital Projects Fund (\$122,000) towards funding West Lakes Drainage Improvement project.

FACILITY MAINTENANCE FUND

This internal service fund captures all costs associated with the operations, maintenance, and repairs of the Town's Government Center. The cost of centralized services is allocated among the General Fund's Administration and Police Departments, and the Building Department Fund. The FY 2020-21 Budget totals \$377,088.

Conclusion

We are pleased to present a structurally balanced budget that provides a responsible allocation of public resources that maintains the Town of Miami Lakes as a safe, attractive, and vibrant

community. This budget adequately provides for the operational needs of the Town with no increase to the millage rate. Notwithstanding, the cost of doing business continues to increase, public safety, healthcare, construction, and maintenance services continue to rise, and the Town's capital infrastructure must be maintained and improved. There are challenges expected in the coming years and we will need to foster a climate that promotes economic development as well as explore new revenue initiatives beyond ad valorem to be able to accomplish the goals set forth by the 2025 Strategic Plan. As such, we remain committed to managing our resources in a financially stable manner and continue to offer exceptional quality of service to our residents.



**Functional Organizational and Staffing
Positions by Department
Charts**

Town of Miami Lakes FY 2020-21 Adopted Budget

Town of Miami Lakes

Mayor and Town Council

Manuel Cid, Mayor
Nelson Rodriguez, Vice Mayor
Carlos O. Alvarez, Councilmember
Luis Collazo, Councilmember
Joshua Dieguez, Councilmember
Jeffrey Rodriguez, Councilmember
Marilyn Ruano, Councilmember

Appointed Officials

Edward Pidermann, Town Manager
Gina Inguanzo, Town Clerk
Raul Gastesi, Esq., Town Attorney

Senior Personnel

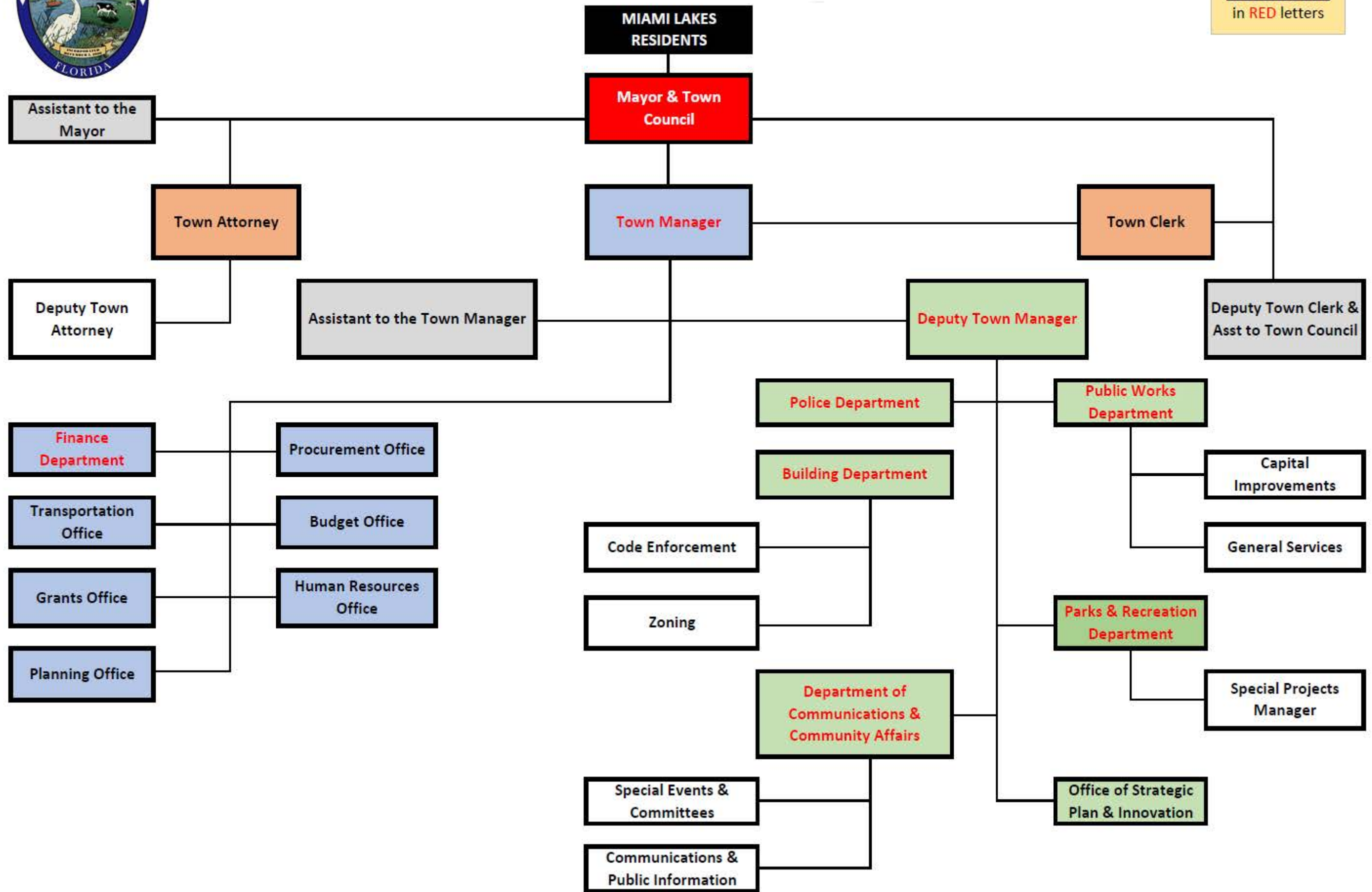
Carlos Acosta, Public Works Director
Daniel Angel, Parks & Recreation Director
Clarisell de Cardenas, Community Outreach Director
Ismael Diaz, Chief Financial Officer
Tony Lopez, Deputy Town Manager
Javier Ruiz, Major – Miami-Dade Police Department
Michael Mesa, Building Official

Mayor - Council - Manager Form of Government



Town of Miami Lakes FUNCTIONAL ORGANIZATIONAL CHART

Executive Staff
in RED letters



TOWN OF MIAMI LAKES

Positions by Department	FY 2016-17	FY 2017-18	FY 2018-19	FY 2019-20	FY 2020-21	Comments
Mayor and Town Council						
<i>Full Time</i>						
Assistant to the Mayor	1	1	1	1	1	
Assistant to the Council/Deputy Town Clerk	1	1	1	1	1	
FT Sub-Total	2	2	2	2	2	
Town Clerk						
<i>Full Time</i>						
Town Clerk	1	1	1	1	1	
FT Sub-Total	1	1	1	1	1	
Town Administration						
<i>Full Time</i>						
Town Manager	1	1	1	1	1	
Deputy Town Manager	1	1	1	1	1	
Chief Financial Officer	1	1	1	1	1	
Administration Services Manager	1	1	1	0	0	
Strategic & Performance Improvement Manager	0	0	1	1	1	
Comptroller/Senior Accountant	1	1	1	1	1	
Budget Officer	1	1	1	1	1	
Accountant	1	1	1	1	1	
Procurement Manager	1	1	0	1	1	
Procurement Specialist	1	1	1	1	1	Defer filling of vacancy in FY20 & FY21
Assistant to the Town Manager	1	1	1	1	1	
Special Projects Manager	0	0	1	1	1	
Accounting Technician	1	1	1	1	1	
Grants Writer	1	1	1	1	1	Reclassified to Grants & Governmental Affairs Manager
Grants & Governmental Affairs Manager	0	0	0	0	1	
FT Sub-Total	12	12	13	13	14	
<i>Part Time</i>						
HR Specialist	1	1	1	1	1	
Receptionist	1	1	1	1	1	
PT Sub-Total	2	2	2	2	2	
Zoning						
<i>Part Time</i>						
Zoning Official	2	2	2	2	2	Defer filling of 1 Vacancy in FY21
PT Sub-Total	2	2	2	2	2	
Code Compliance						
<i>Full Time</i>						
Code Compliance Manager	1	0.5	0.5	0.5	0.5	Partially funded in Building Department
Code Compliance Supervisor	0	1	1	1	1	
FT Sub-Total	1	1.5	1.5	1.5	1.5	
Planning						
<i>Full Time</i>						
Planning Director	1	1	0	0	0	
Principal Planner	0	0	1	1	1	
Planning Technician	1	0	0	0	0	
FT Sub-Total	2	1	1	1	1	
Parks and Recreation						
<i>Full Time</i>						
Chief of Operations	0.5	0.5	0.5	0	0	
Parks & Recreation Director	0	0	0	1	1	
Greenspace Maintenance Superintendent	1	1	1	1	1	
Arborist/Field Inspector	1	1	1	1	1	
Parks & Athletics Manager	1	1	1	1	1	

TOWN OF MIAMI LAKES

Positions by Department	FY 2016-17	FY 2017-18	FY 2018-19	FY 2019-20	FY 2020-21	Comments
Leisure Services Manager	1	1	1	1	1	
Programs Coordinator	2	2	3	3	2	
Leisure Services Specialist	1	1	1	1	1	
Leisure Services Specialist/Office Specialist	1	1	1	1	1	
FT Sub-Total	9.5	8.5	9.5	10	9	
Part Time/Seasonal						
Crossing Guards P/T	7	7	7	7	7	
PT/Seasonal Sub-Total	7	7	7	7	7	
Communication & Community Affairs						
Community Outreach & Engagement Director	1	1	1	1	1	
Community Outreach & Engagement Manager	1	0	0	0	0	
Communications & Economic Development Manager	0	1	0	0	0	
Committee & Special Events Coordinator	1	0	1	1	1	
Marketing & Digital Services Specialist	0	0	0	0	1	New full-time position
Recreation Specialist	1	1	0	0	0	
FT Sub-Total	4	3	2	2	3	
Part-time						
Information Specialist P/T	0	1	1	1	1	
Marketing & Digital Services Specialist P/T	0	0	0	1	0	Convert to a full-time position
Office Clerk P/T	0	0	0	1	1	
PT Sub-Total	0	1	1	3	2	
Seasonal						
Class Instructors	8	8	8	8	8	
Seasonal Sub-Total	8	8	8	8	8	
Public Works and Capital Improvements						
Full Time						
Chief of Operations	0.5	0.5	0.5	0	0	
Public Works Director	0.5	0.5	0.5	0.5	0.5	Partially funded in Stormwater
Public Works Manager	0	0	0.5	0.5	0.5	Partially funded in Stormwater
Capital Improvements Project Manager	0	0	0	1	0	
Public Works Coordinator	0	0	0	1	1	
Office Specialist	0	0	1	0	0	Reclassified to Public Works Coordinator
FT Sub-Total	1	1	2.5	3	2	
GENERAL FUND SUMMARY						
Full time	32.5	30	32.5	33.5	33.5	
Part time	4	5	5	7	6	
Seasonal	8	8	8	8	8	
Part Time/Seasonal	7	7	7	7	7	
SPECIAL REVENUE FUND - TRANSPORTATION						
Full Time						
Senior Transportation Manager	1	1	1	1	1	
FT Sub-Total	1	1	1	1	1	
BUILDING FUND						
Full Time						
Building Official	1	1	1	1	1	
Chief Building Inspector	1	1	1	1	1	
Senior Building Inspector	1	1	1	1	1	
Building Inspector 1	0	1	1	1	1	
Permit Clerk Supervisor	1	1	1	1	1	
Code Compliance Manager	0	0.5	0.5	0.5	0.5	Partially funded in Code Compliance
Permit Clerk	3	4	4	6	6	
Records Management - Scanning	1	1	1	0	0	
Receptionist	0	0	1	0	1	Position reclassified from Office Specialist
Office Specialist	0	1	1	2	1	1 position reclassified to Receptionist



General Fund

Town of Miami Lakes FY 2020-21 Adopted Budget

General Fund Revenue Detail

General Fund

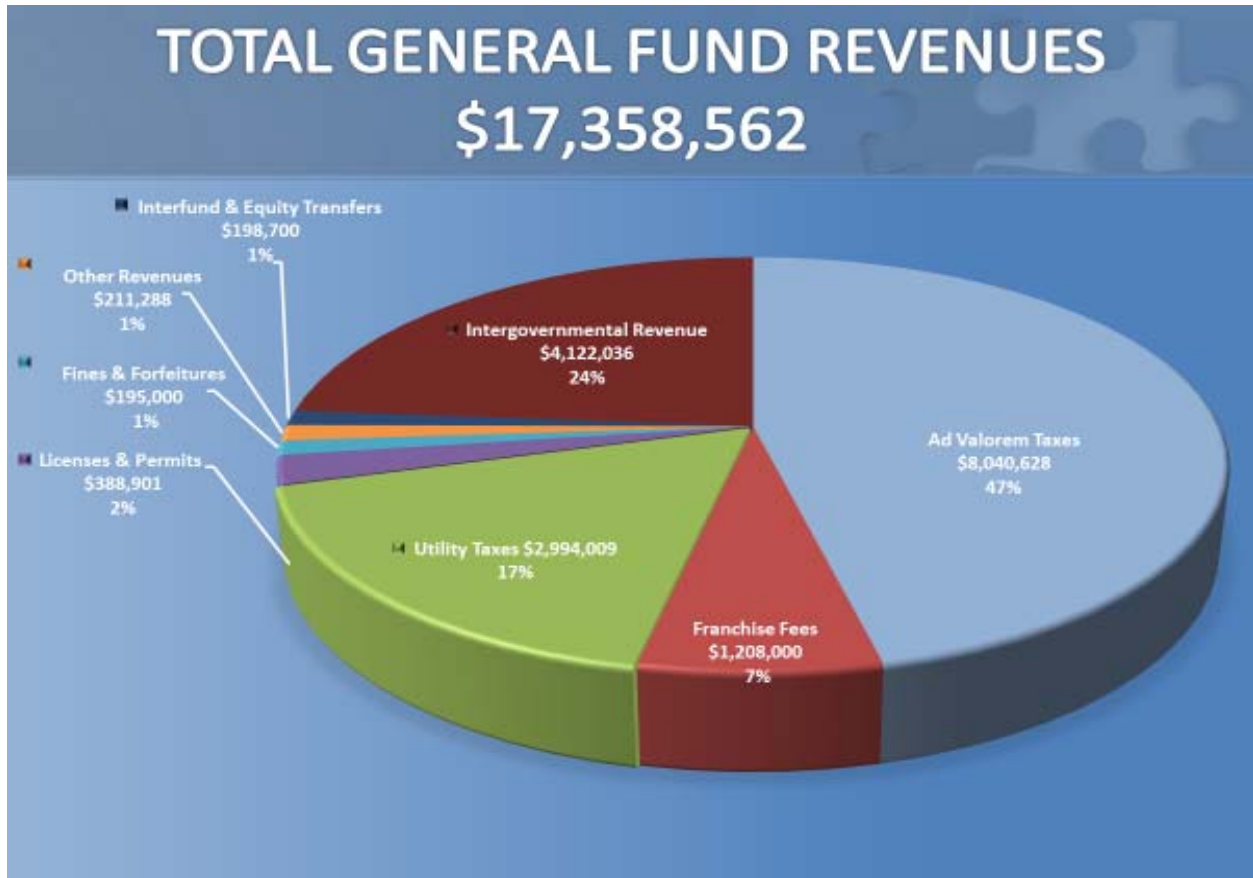
The General Fund Operating Revenue Budget for Fiscal Year 2020-21 is \$17,358,562 an overall decrease of \$1,430 or 0.01% as compared to prior year's Adopted Budget.

Ad Valorem revenues increased by 596,204 or 8.01% as compared to prior year's Adopted Budget and continues to increase annually. All other revenue categories including intergovernmental revenues, permits and fees, and other miscellaneous revenues have some slight revenue variances. These variances are a direct result of the Covid19 pandemic which are described in detail below. Nonetheless the Town still maintains high levels of service to our residents.

It should be noted that in May 2020, the Franchise Fee contract with Miami Dade County and FPL expired which represented an estimated revenue loss of \$1.2 million to the Town under that contract. To make up the significant revenue loss in the prior year (FY2019-20) the Council approved a one-time transfer from the MLOP Capital Fund (\$420,000) and a one-time transfer from reserve fund balance (\$431,317). This budget considers a full year of FPL Franchise Fee surcharge at 3% offsetting the one-time revenue sources from the prior year.

As depicted in the graph below, the largest revenue source for the Town comes from Ad Valorem Taxes (47%), followed by Intergovernmental Revenues (24%), Utility Services Taxes (17%), Franchise Fees (7%), Licenses & Permits (2%), Other Revenues (1%), Miscellaneous Revenues (1%), and Fines & Forfeitures (1%).

Town of Miami Lakes FY 2020-21 Adopted Budget



Ad Valorem Taxes

Chapter 166 of the Florida Statutes authorizes ad valorem or property taxes. The Florida Constitution limits local governments to a maximum levy of 10 mills of ad valorem taxation. The amount of revenue is based on the tax rate multiplied by the assessed value of the Town which is provided by the County Property Appraiser.

The revenue is budgeted at 95% of the gross value to allow for prompt payment discounts and other adjustments in accordance with Florida Statutes. As illustrated in the Town's Fiscal Year 2019 Comprehensive Annual Financial Report shown below, the Town historically collects between 93% and 95% of Ad Valorem taxes levied. In FY 2019, the Town collected 96.17% in taxes levied. Taxpayers who pay prior to February of 2020 may receive up to a 4% discount. Therefore, the Town's 95% budgeted amount could potentially overestimate the expected Ad Valorem revenue; however, per Florida Statute, the Town is required to budget no less than 95%.

Town of Miami Lakes FY 2020-21 Adopted Budget

TOWN OF MIAMI LAKES, FLORIDA
REVENUE CAPACITY
PROPERTY TAX LEVIES AND COLLECTIONS
LAST TEN FISCAL YEARS
(IN THOUSANDS)

Fiscal Year ended September 30,	Taxes Levied for the Fiscal Year	Collected within the Fiscal Year of the Levy		Collections in Subsequent Years	Total Collections To Date	
		Net Amount Levied	Percentage of Levy		Amount	Percentage of Levy
2010	6,771	6,414	94.73%	56	6,470	95.55%
2011	6,060	5,757	95.00%	51	5,808	95.84%
2012	5,807	5,258	90.55%	n/a	n/a	n/a
2013	5,517	4,785	86.73%	473	5,258	95.31%
2014	5,904	5,525	93.58%	n/a	n/a	n/a
2015	6,056	5,785	95.53%	85	5,870	96.93%
2016	6,329	5,872	92.78%	95	5,967	94.28%
2017	6,607	6,164	93.29%	103	6,267	94.85%
2018	7,046	6,601	93.69%	152	6,753	95.84%
2019	7,433	6,980	93.90%	169	7,148	96.17%

Source: Miami-Dade County Property Tax Collector

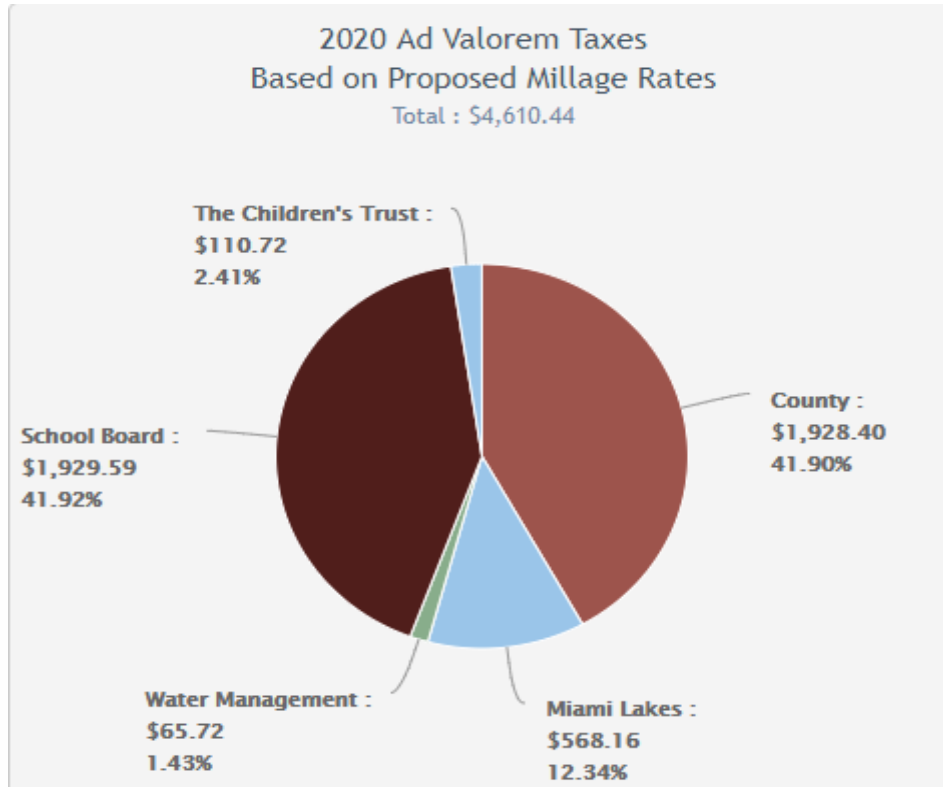
Where do your property tax dollars go?

Property tax revenues are levied by the following:

- Miami-Dade County
- Public Schools
- Cities/Municipalities
- South Florida Water Management District
- Florida Inland Navigation District
- Okeechobee Basin
- Children's Trust
- Everglades CP

The chart below depicts the distribution of property taxes for a sample home with the assessed property value of \$ \$295,688 and property taxes of \$4,610.44. The Town of Miami Lakes receives only \$568.16 or 12.34% of the taxes in this example.

Town of Miami Lakes FY 2020-21 Adopted Budget



For more information or for a breakdown of your own property tax dollars distribution please visit Miami Dade County Property Appraisers Office website and use the Tax Visualizer at <https://www.miamidade.gov/pa/tax.html>

The Tax Visualizer lets you see how the property taxes for a particular address/folio number are distributed graphically in a pie chart view. Also, see how your millage rate compares to other taxing jurisdictions in Miami-Dade County.

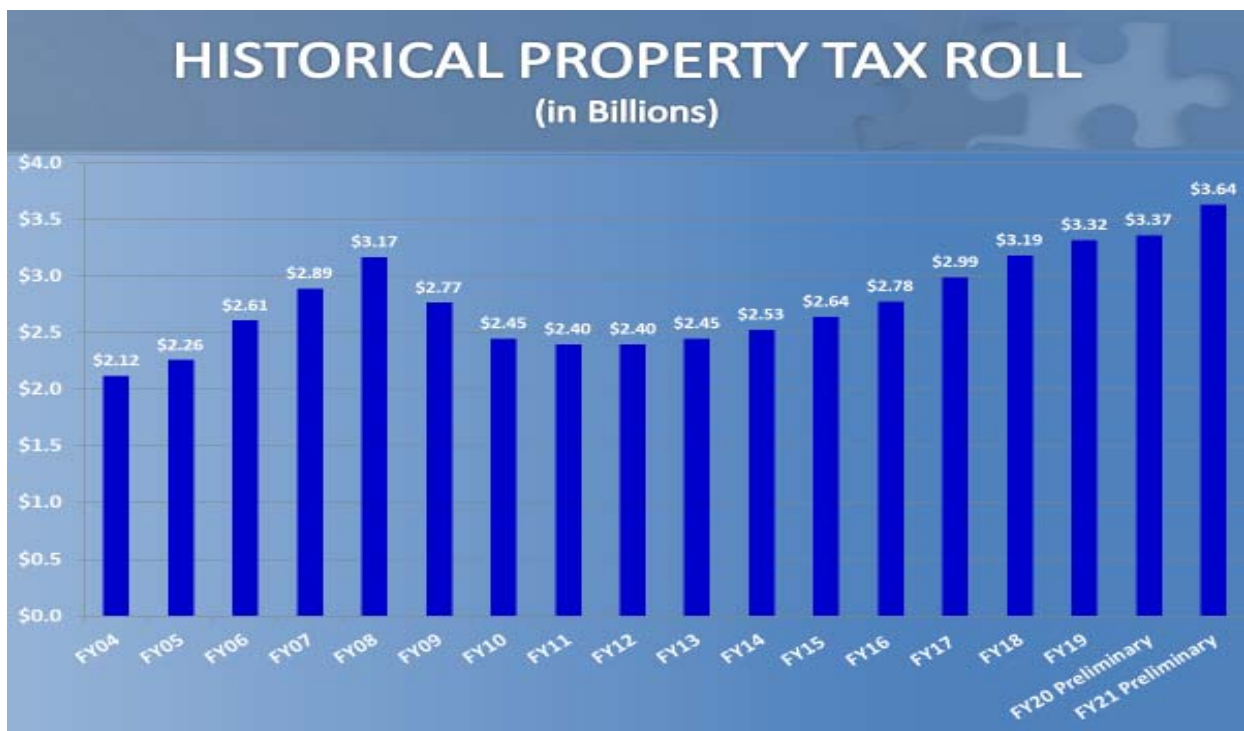
See your tax dollars at work.



Town of Miami Lakes FY 2020-21 Adopted Budget

Property Tax Roll Value

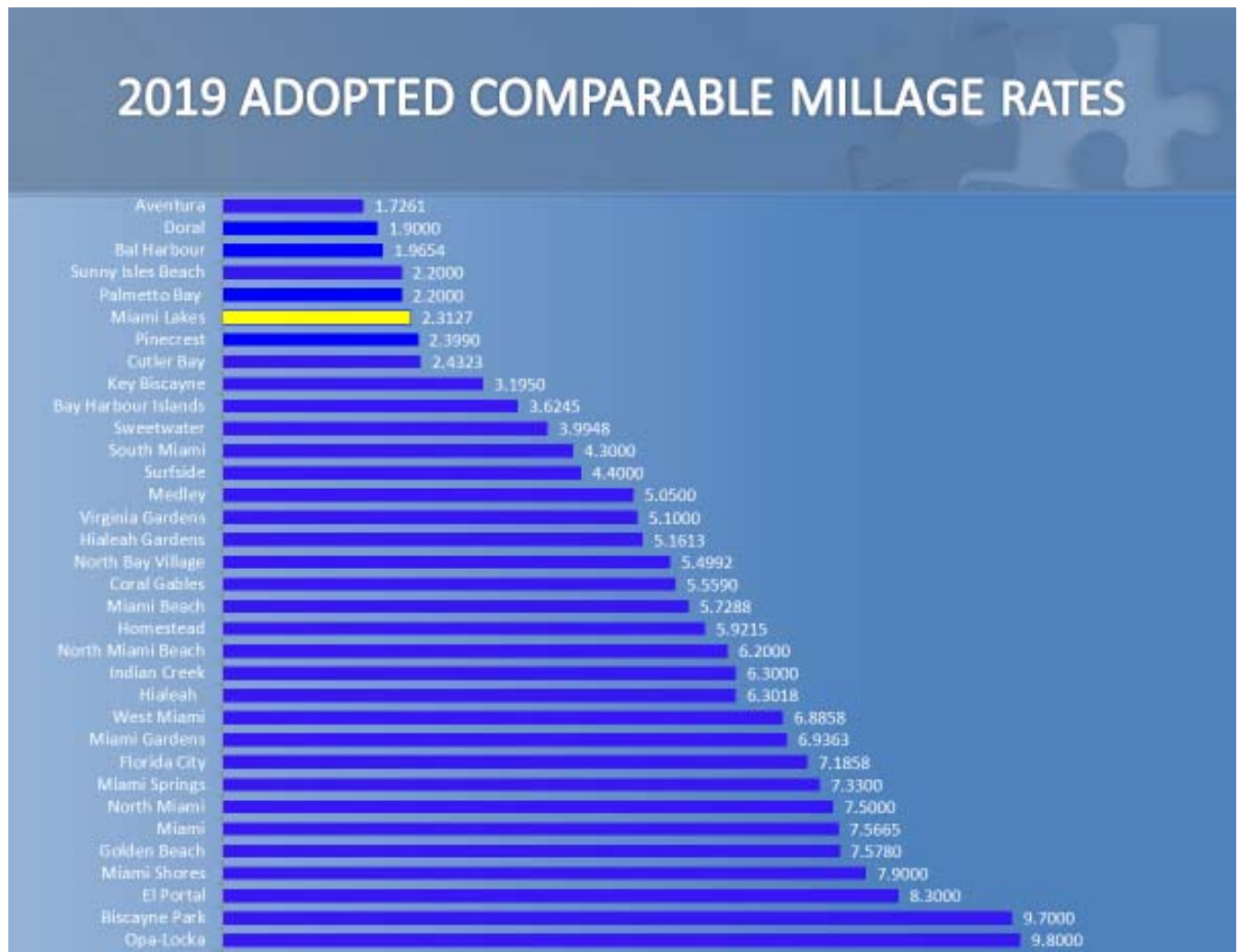
The tax roll for Town of Miami Lakes as certified by the Property Appraiser on July 1, 2020 reflects a gross taxable value of \$3,636,955,722 which includes an increase of \$160,033,451 in new construction, additions, deletions, and rehabilitative improvements. As compared to the July 1, 2019, taxable value for the previous year of \$3,365,592,016, this amount reflects an increase in gross taxable value of \$271,363,706 or 8%. As seen in the chart below, property values have been steadily climbing which is indicative of continuous economic recovery and growth.



Millage Rate

The millage rate for FY 2020-21 is 2.3127 mills, which is \$2.3127 per \$1,000 of assessed property value. This rate remains the same as the prior years adopted millage rate and remains one of the lowest rates in Miami-Dade County as compared to the other municipal rates. This rate will generate approximately \$7,990,628 of ad valorem revenue budgeted at 95% collection rate.

Town of Miami Lakes FY 2020-21 Adopted Budget



The millage rate is 4.68% higher than the rolled-back rate of 2.2094. The rolled back rate is defined by Truth in Millage (TRIM) as the rate that generates the same tax revenue as the current year, less new construction, additions, deletions, and rehabilitative improvements. The rolled back rate of 2.2094 would generate \$356,913 less in ad valorem revenue than the millage rate of 2.3127.

The Budget also includes \$50,000 for Delinquent Ad Valorem revenues which the Town anticipates receiving based on collections over the past years. The total Ad Valorem Revenues for FY 2020-21 is \$8,040,628.

Town of Miami Lakes FY 2020-21 Adopted Budget



Town of Miami Lakes FY 2020-21 Adopted Budget

Franchise Fees - Electricity

Franchise Fees are established by franchise agreements between a municipality and private service providers. Franchise Fees are negotiated with the utility company for the

use of municipal rights-of-ways. Miami-Dade County had an agreement with Florida Power & Light (FPL) covering the boundaries of Miami Lakes. Through that inter-local agreement with the County, the Town of Miami Lakes received 100% of the revenues generated within the Town minus its proportional share of the taxes paid by FPL for power generating facilities.

On May 25, 1990, Miami-Dade County executed a 30-year electrical franchise agreement with FPL. Municipalities that incorporated after the effective date of the County FPL agreement were prohibited from executing independent franchise agreements with FPL during the County FPL agreement 30-year timespan. The Town of Miami Lakes was incorporated on December 5, 2000, and therefore was covered under the County - FPL Agreement. The agreement expired in May 2020.

On August 27th, 2019, the Town adopted its own Franchise Fee agreement with Florida Power and Light (FPL) that became effective on June 1, 2020. Through this agreement the Town will generate an estimated \$1,208,000 in revenue at the rate of a 3% surcharge on utility fees in FY 2020-21.

The chart below illustrates revenue collections for FPL Franchise Fees.



Town of Miami Lakes FY 2020-21 Adopted Budget

Utility Services Taxes

Section 166.231(A) of the Florida Statutes provides that a municipality may levy a tax, not to exceed 10 percent, on the purchase of electricity, water, and natural gas services.

The current year combined Utility Services Tax is \$2,994,009.

Utility Service Tax – Electricity

The Town collects utility tax for the use of electricity. Revenues are derived from a 10% tax levied on each customer's electric bill charged by Florida Power & Light (FPL) within the boundaries of the Town. A portion of the revenue is pledged against the Series 2010 Special Obligation Bond which matures in 2040. The bond covenant requires that the electric utility tax revenue be first utilized to make the debt service payments. The FY 2020-21 estimated net revenue is \$2,504,009, a 3.70% increase as compared to the prior year's adopted budget.

Utility Service Tax - Water

The Town charges a 10% utility tax on water consumption on each customer's water bill that receives service within the boundaries of the Town. Miami Dade County bills, collects, and remits the revenue to the Town of Miami Lakes. Revenues increase as water rates and consumption increases. FY 2020-21 revenue is estimated at \$425,000 or a 3.66% increase as compared to the prior year's adopted budget.

Utility Service Tax - Gas

The Gas Utility Tax is also derived from a 10% tax levied on each customer's gas bill that receives metered or bottled gas service within the boundaries of the Town and is expected to generate \$65,000 in revenues for FY 2020-21, the same as the prior years Adopted budget.

The chart below illustrates the total revenue collections for the three sources of Utility Services Tax.

Town of Miami Lakes FY 2020-21 Adopted Budget



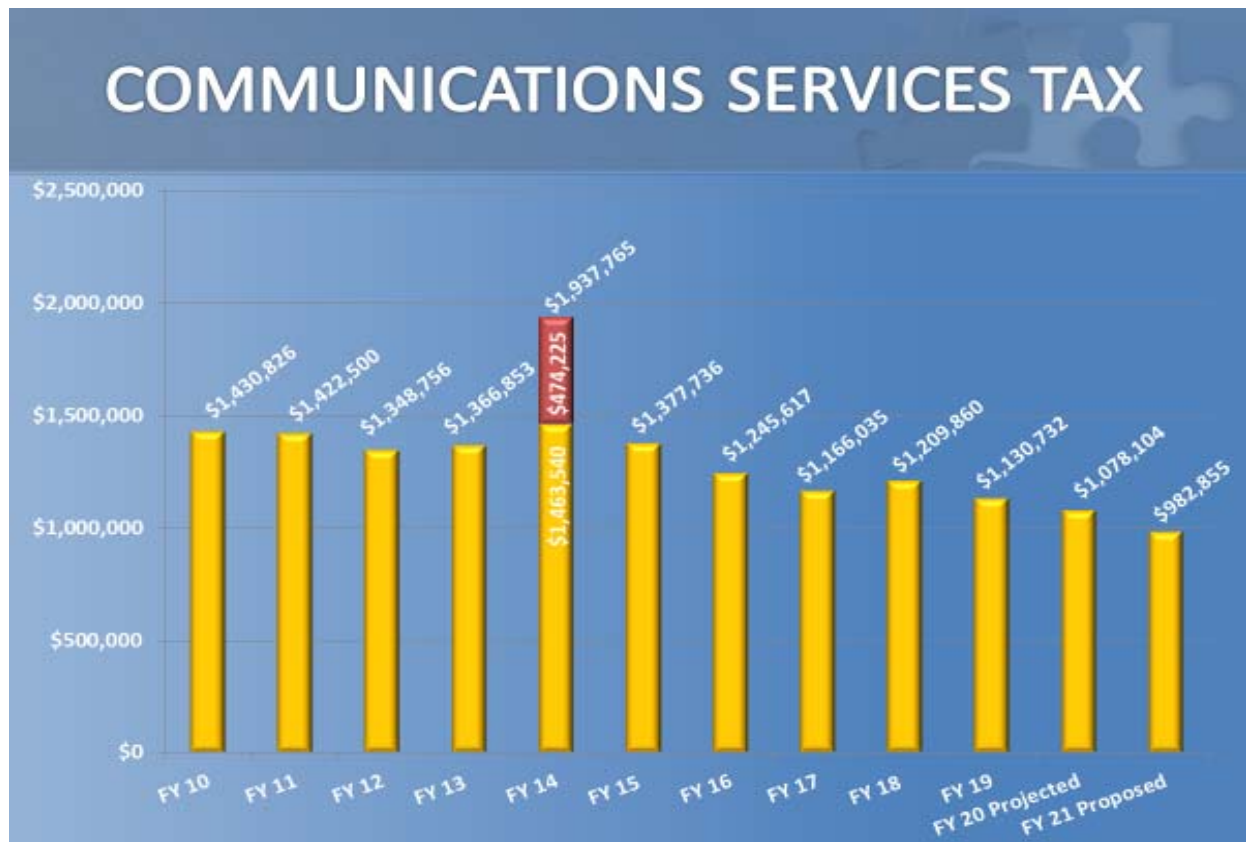
Communications Services Tax

Communication Services Tax (CST) became effective on October 1, 2001 and applies to the transmission of voice, data, audio, video, or other information services, including cable services. The tax is imposed on retail

sales of communications services which originate or terminate in Florida and which are billed to an address within the Town's boundaries. Chapter 202, Florida Statutes (2001) permits each jurisdiction to adopt its local communications service tax rate, and in accordance with this authority, the Town of Miami Lakes communication services tax rate is 5.22%. CST is collected and distributed by the State of Florida.

Communications Services Tax accounts for approximately 5.66% of General Fund revenues. Despite an audit which recovered approximately \$475,000 in FY 2014, this revenue source has continued to experience a gradual decrease since its peak in FY 2009. This is due to competition in the wireless market, decreased demand for residential telephone and cable, and changes by the State legislature. In FY 2017, a refund claim from AT&T Mobility for internet access charges further reduced revenues by approximately \$125,000 or 10%. The Town anticipates gross revenues in the amount of \$982,855 or a 16.78% decrease as compared to the prior year's adopted budget in FY2020-21.

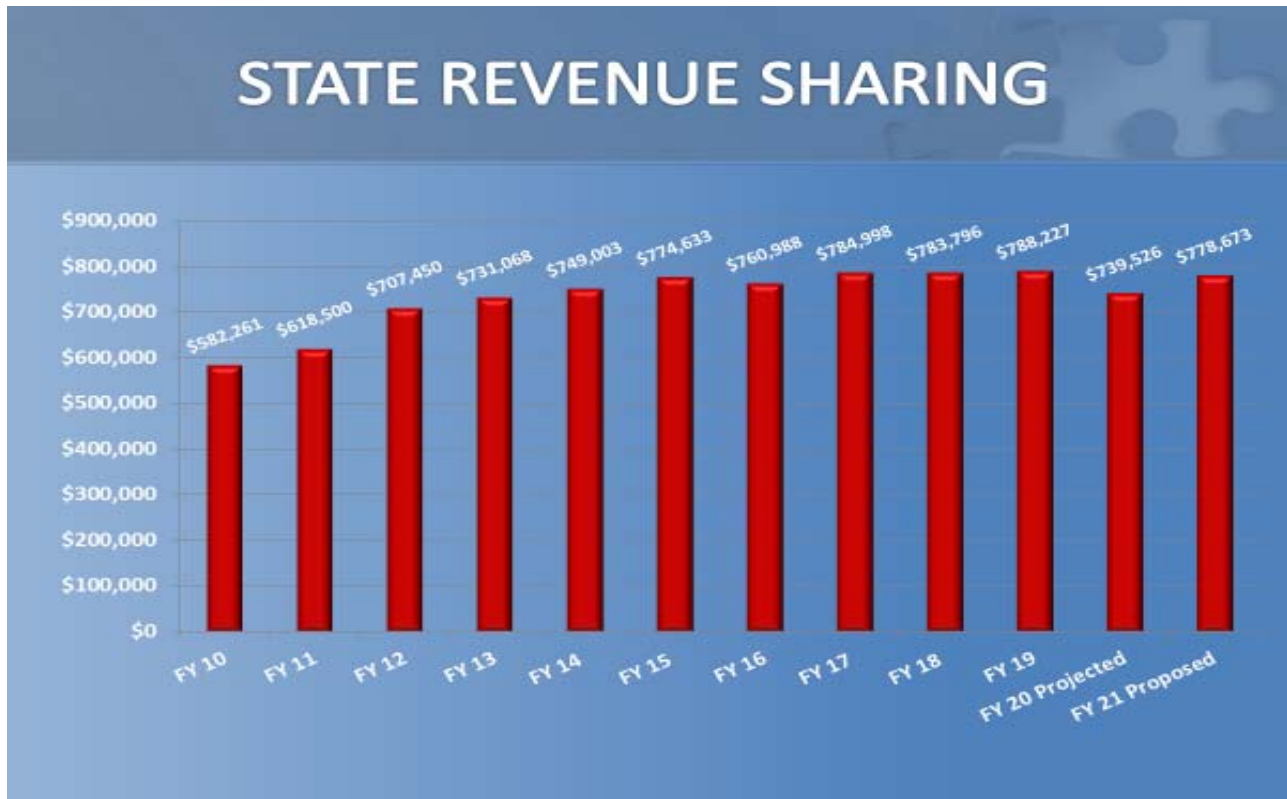
Town of Miami Lakes FY 2020-21 Adopted Budget



State Revenue Sharing

The State Revenue Sharing program was created by the State Legislature to ensure a minimum level of revenue parity across units of local government. It includes a percentage of sales tax and the Special Fuel and Motor Fuel Use Tax. The Town anticipates receiving \$778,673 in FY 2020-21 based on the Florida Department of Revenue estimate, a decrease of \$28,327 or 3.51% from prior years adopted budget as a direct result of the Covid19 pandemic.

Town of Miami Lakes FY 2020-21 Adopted Budget



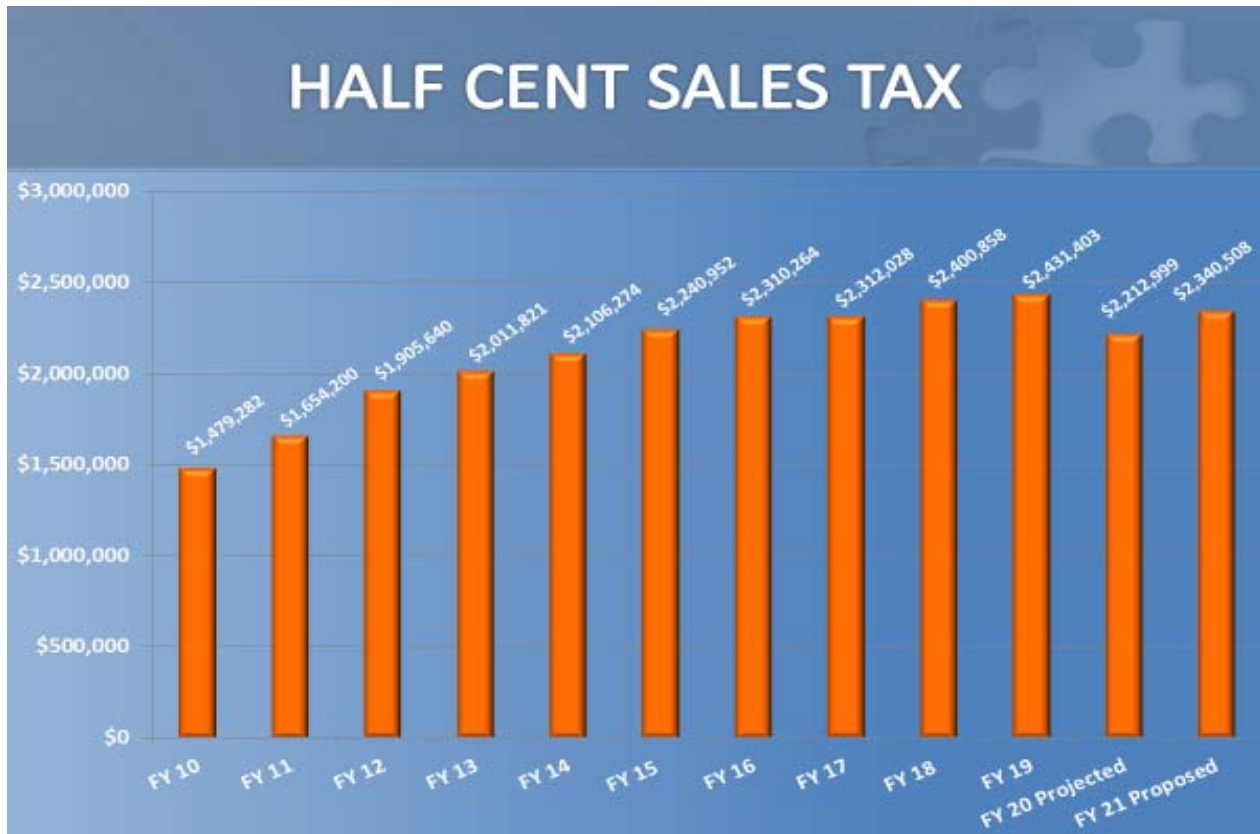
Alcoholic Beverage Tax

The Alcoholic Beverage Tax represents a portion of the annual state license tax levied on manufacturers, distributors, vendors, brokers, sales agents, and importers of alcoholic beverages and collected within a municipality in Florida. The taxes imposed under FS 561.14(6), 563.02, 564.02, 565.02(1), (4), and (5), and 565.03, are subject to having a portion redistributed to eligible municipalities. The Town anticipates receiving approximately \$20,000 in FY2020-21, approximately the same as the prior year's projections.

Half-Cent Sales Tax

Authorized in 1982 under Sections 202.18(2), 212.20(6), and 218.60-67 of the Florida Statutes, the Local Government Half-Cent Sales Tax generates the largest amount of revenue for local governments among the state-shared revenue sources currently authorized by the Legislature. The program's primary purpose is to provide relief from ad valorem and utility taxes in addition to providing municipalities with revenues for local programs. Based on the Florida Department of Revenue estimates, FY2020-21 Budget is \$2,340,508, a decrease of \$177,492 or 7.05% as compared to the prior years adopted budget.

Town of Miami Lakes FY 2020-21 Adopted Budget



Business Tax Receipt

A Business Tax Receipt (BTR) is required for any business performing services or selling goods, advertising goods for sale, or advertising the performance of services for a fee within Town boundaries. It is expected that Business Tax Receipts will generate \$140,000 in revenues FY 2020-21. This amount includes a share of the County's Business Tax Receipts. Revenues generated from BTRs are reinvested in the business community through the Economic Development Committee, marketing initiatives and promotional support including the Town's business app, Miami Lakes Marketplace.

Zoning Permits and Fees

The estimated revenue for FY 2020-21 includes zoning fees, hearings, verification letters, site plan review fees, fine violations and staff cost for a total of \$159,000. The fee structure for zoning permits is designed to off-set the cost of providing these zoning services.

Town of Miami Lakes FY 2020-21 Adopted Budget

Public Works Permit

prior year's trend.

With the implementation of review fees for public works permits, the Town estimates collecting \$35,000 in revenues based on the

False Alarm Fees

Per Ordinance 14-179, the Town of Miami Lakes False Alarm Reduction Program (FARP) requires registration of burglar alarm systems for a one-time fee of \$10. There is no annual renewal fee, however alarm users must update their contact information when relocating or moving, and when changing alarm service providers. Fines are imposed for false alarm incidents to offset the cost of deployed Police resources. The false alarm fine for unregistered alarms is \$50 on the first instance. A tiered fine schedule is imposed on the third and subsequent false alarm instances for registered alarm users. Revenues for FY 2020-21 are anticipated at \$54,901 which accounts for the cost of administering the program.

With the implementation of the false alarm program, over the past two years the Town continues to experience reductions in Police calls for service for false alarms.

Code Violation Fines

It should be noted that the Town implemented a Lien Amnesty Program in FY 2015 which was terminated in the first quarter of FY 2016. This Program provided for an amnesty period where liens for violations that have been cured were settled at reduced rates. The program had great results, and almost 30% of existing liens were eliminated and properties brought into compliance.

The Code Violation Fines are for violations of the zoning code. Revenues are budgeted at \$130,000 based on prior years trend.

Police – Traffic

Traffic fines, Parking fines, Misdemeanor fines and Law Enforcement Training Fund (L.E.T.F.). Revenues for FY 2020-21 are estimated at \$30,000.

The Traffic Fines/Forfeitures revenue is a statutory share of traffic and parking collections. The Town receives a share for

School Crossing Guards

Revenues are estimated at \$35,000 for FY 2020-21.

The Town is entitled to receive a special parking ticket surcharge earmarked to support the cost of the school crossing guard program.

Lien Inquiry Letters

Lien letters are requested by title insurance companies or individuals to verify that there are no open or expired permits, open

Town of Miami Lakes FY 2020-21 Adopted Budget

violations, or liens on a property. The service is typically requested at time of purchase or refinance of a property. Revenues are estimated at \$25,000, approximately the same amount as the prior year end projections.

Park Rental Fees & Revenue Sharing Program

The Town anticipates a 19.23% decrease in facility rental revenue and program revenue sharing as compared to prior years adopted budget. This decrease is a direct result of park closures due to the Covid19 pandemic.

The Town anticipates that the parks will remain closed through the first quarter of the fiscal year. Revenues are budgeted at \$105,000 for FY2020-21.

Other Revenues

This Budget includes a carry-over of \$198,700 to re-program the litigation reserve that was not utilized in prior year.

Fund Balance

In accordance with the Town's audited financials as reported in the FY2018-19 Comprehensive Annual Financial Report (CAFR), the General Fund unassigned fund balance at the beginning of FY2019-20 was \$4,222,958. From this amount, \$350,000 is earmarked for Hurricane Irma expenses that are not expected to be reimbursed by FEMA. We are in the final stages of settling and finalizing our claims and expect this reserve to decrease further. We should have a final number on or before September 30, 2020. During the FY2019-20 budget process, Council approved an appropriation from reserved fund balance of \$431,317 to balance the budget and carried forward \$342,500 of legal reserves. In April of 2020, the Council also approved a carry forward from the General Fund balance totaling \$146,660. This further reduced the fund balance to \$2,952,481.

It should be noted that of the \$342,500 in legal reserves from the prior year, a balance of \$198,700 is included as a carry forward in the FY2020-21 budget to reprogram the litigation reserve.

The Town's reserve policy ordinance requires that we maintain 15% of budgeted general fund expenditures on hand as a reserve. The current fund balance amount of \$2,952,481 meets and exceeds the 15% requirement at 17.01%. However, during the November 2019 Council Meeting the Council instructed the Town Manager and Town Attorney to amend the Town Code to provide for a gradual three-year increase of the Town reserves from 15% to 20%, and is well on its way to achieve this goal.

TOWN OF MIAMI LAKES
FY2020-21 ADOPTED BUDGET
GENERAL FUND REVENUE
Detail by Line Item

ACCOUNT NAME	FY2018-19 ACTUALS	FY2019-20 ADOPTED BUDGET	FY2019-20 AMENDED BUDGET	FY2019-20 YEAR END PROJECTION	FY2020-21 ADOPTED BUDGET	BUDGET COMMENTS
<u>Ad Valorem Taxes</u>						
Current Ad Valorem Taxes	6,593,269	7,394,424	7,394,424	6,803,622	7,990,628	Based on estimated tax roll of \$3.63 billion at the current tax rate of 2.3127 at 95%
Current Ad Valorem Taxes - Pers. Prop.	386,334	-	-	374,311	-	
Delinquent Ad Valorem Taxes	168,789	50,000	50,000	165,010	50,000	
Sub-total: Taxes	\$ 7,148,392	\$ 7,444,424	\$ 7,444,424	\$ 7,342,943	\$ 8,040,628	
<u>Franchise Fees</u>						
Franchise Fees - Electricity	1,130,788	390,000	390,000	439,830	1,208,000	Based on a 3% Franchise Fee surcharge.
Sub-total: Franchise Fees	\$ 1,130,788	\$ 390,000	\$ 390,000	\$ 439,830	\$ 1,208,000	
<u>Utility Service Tax</u>						
Utility Service Tax - Electricity	2,364,706	2,414,601	2,414,601	2,508,964	2,504,009	Based on trends.
Utility Service Tax - Water	428,231	410,000	410,000	451,035	425,000	Based on prior year's trends.
Utility Service Tax - Gas	67,649	65,000	65,000	67,457	65,000	Based on prior year's trends.
Sub-total: Utility Services Tax	\$ 2,860,586	\$ 2,889,601	\$ 2,889,601	\$ 3,027,456	\$ 2,994,009	
<u>Intergovernmental Revenues</u>						
Communications Service Tax	1,130,732	1,181,000	1,181,000	1,078,104	982,855	Based on Florida Department of Revenue estimates and prior year trends.
State Revenue Sharing	788,227	807,000	807,000	739,526	778,673	Based on Florida Department of Revenue estimates.
Alcoholic Beverage License	17,795	20,000	20,000	15,620	20,000	Based on prior year's trends.
Grants - Byrne Grant	8,079	-	-	-	-	
Half-cent Sales Tax	2,431,403	2,518,000	2,518,000	2,212,999	2,340,508	Based on Florida Department of Revenue estimates.
Sub-total: Intergovernmental	\$ 4,376,235	\$ 4,526,000	\$ 4,526,000	\$ 4,046,249	\$ 4,122,036	

TOWN OF MIAMI LAKES
FY2020-21 ADOPTED BUDGET
GENERAL FUND REVENUE
Detail by Line Item

ACCOUNT NAME	FY2018-19 ACTUALS	FY2019-20 ADOPTED BUDGET	FY2019-20 AMENDED BUDGET	FY2019-20 YEAR END PROJECTION	FY2020-21 ADOPTED BUDGET	BUDGET COMMENTS
<u>Permits & Fees</u>						
Local Business Licenses: TOML	73,112	120,000	120,000	95,729	100,000	Based on prior year's trends
Local Business Licenses: County	42,431	40,000	40,000	26,582	40,000	Based on prior year's trends
False Alarm Fees	65,490	51,000	51,000	57,885	54,901	Based on prior year's trends
Zoning Hearings	3,350	5,000	5,000	1,850	4,000	Based on prior year's trends
Administrative Site Plan Review	600	500	500	500	500	Based on prior year's trends
Zoning Letters	3,450	10,000	10,000	3,250	3,500	Based on prior year's trends
Zoning Fees	190,705	130,000	130,000	167,989	130,000	Based on prior year's trends
Staff Costs	100	5,000	5,000	-	1,000	Based on prior year's trends
Fine Violation Interest	20,537	28,000	28,000	30,388	20,000	Based on prior year's trends
<u>Planning Department Revenues:</u>	\$400,125	\$389,500	389,500	\$384,173	\$353,901	
Public Works Permits	42,158	35,000	35,000	16,639	35,000	Based on prior year's trends
Sub-total: Permits & Fees	\$ 442,283	\$ 424,500	424,500	\$ 400,812	\$ 388,901	
<u>Fines & Forfeitures</u>						
Police Traffic Fines	42,230	25,000	25,000	35,258	25,000	Based on prior year's trends
Police - L.E.T.F.	2,962	3,000	3,000	2,269	3,000	Based on prior year's trends
Public School Crossing Guards	41,960	35,000	35,000	35,000	35,000	Based on prior year's trends
Code Violation Fines	104,167	120,000	120,000	149,540	130,000	Based on prior year's trends
Police Parking Fines	4,200	2,000	2,000	3,000	2,000	Based on prior year's trends
Sub-total: Fines & Forfeitures	\$ 195,519	\$ 185,000	185,000	\$ 225,067	195,000	

TOWN OF MIAMI LAKES
FY2020-21 ADOPTED BUDGET
GENERAL FUND REVENUE
Detail by Line Item

ACCOUNT NAME	FY2018-19 ACTUALS	FY2019-20 ADOPTED BUDGET	FY2019-20 AMENDED BUDGET	FY2019-20 YEAR END PROJECTION	FY2020-21 ADOPTED BUDGET	BUDGET COMMENTS
<u>Miscellaneous Revenues</u>						
Interest Income	24,987	30,000	30,000	87,480	20,000	-
Other Charges & Fees - Clerk's	639	2,500	2,500	2,128	1,000	Based on prior year's trends.
Lobbyist Registration	3,400	3,700	3,700	5,625	3,500	Based on prior year's trends.
Park - Services & Rental Fees	105,022	100,000	100,000	40,560	85,000	Park rental revenue loss due to Covid19.
Revenue Sharing Programs	47,511	30,000	30,000	11,130	20,000	Park programs revenue loss due to Covid19.
Lien Inquiry Letters	25,850	32,000	32,000	24,150	25,000	Based on prior year's trends.
FDOT - Landscape Maintenance	5,788	5,800	5,800	5,788	5,788	Based on prior year's trends.
Contributions & Donations	142,265	40,000	40,000	137,565	40,000	Anticipated Donations for Committees (\$40,000).
Insurance Claims	18,139	61,650	61,650	-	10,000	Decrease in insurance claims reimbursements.
Miscellaneous Revenues - Other	13,001	1,000	1,000	1,279	1,000	Based on prior year's trends.
Sub-total: Miscellaneous Revenues	\$ 386,602	\$ 306,650	\$ 306,650	\$ 315,705	\$ 211,288	
<u>Interfund & Equity Transfers</u>						
Prior Year Carry Over Funds	1,275,000	342,500	489,160	489,160	198,700	Legal reserve balance.
Interfund transfers from Capital Projects	-	420,000	420,000	420,000	-	
Contributions from Grants, Bonds & Debt Service	2,500	-	-	-	-	
Interfund transfer from Series 2010	-	-	131,551	131,552	-	
Interfund transfers from Town Foundation	48,123	-	-	-	-	
Appropriation from RESERVED Fund Balance	-	431,317	431,317	431,317	-	
Sub-total: Contributions	\$ 1,325,623	\$ 1,193,817	\$ 1,472,028	\$ 1,472,029	\$ 198,700	
Total General Fund Revenue	\$ 17,866,029	\$ 17,359,992	\$ 17,638,203	\$ 17,270,091	\$ 17,358,562	

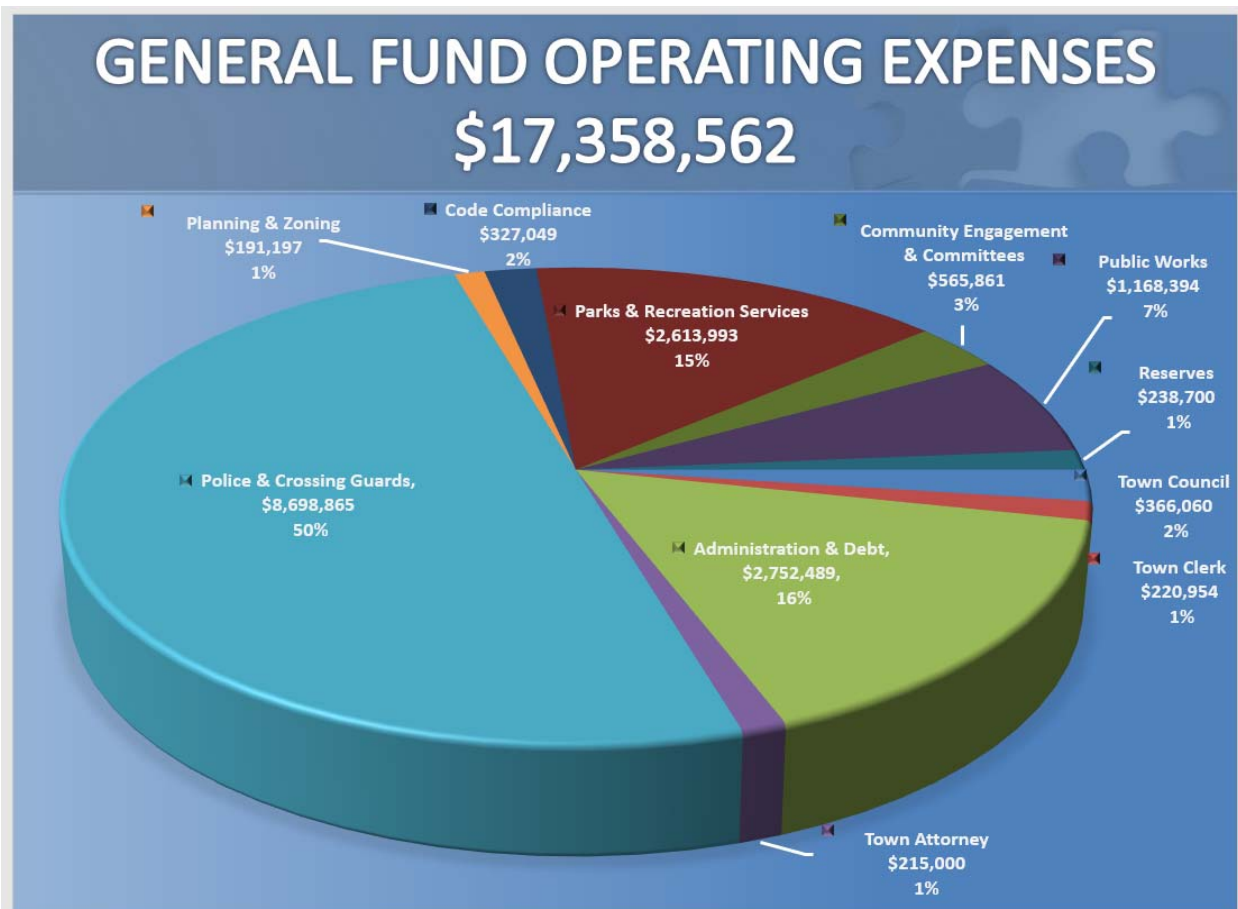
Town of Miami Lakes FY 2020-21 Adopted Budget

General Fund Expenditure Detail

General Fund

The General Fund Operating Expenditure Budget for FY 2020-21 is \$17,358,562, a decrease of \$279,641 or 1.59% from FY 2019-20 Amended Budget and \$309,685 or 1.82% more than year-end projections. This budget does not include any carryforward amounts from prior year for one-time expenditures to the Capital Projects Fund but does however carry forward a legal reserve balance of \$198,700.

As depicted in the chart below, the largest expenditure source for the Town comes from Police (50%), followed by Administration & Debt (16%), Parks & Recreation (15%), Public Works (7%), Community Engagement & Committees (3%), Mayor & Council (2%), Code Compliance (2%), Reserves (1%), Town Clerk (1%), and Town Attorney (1%) and Planning & Zoning (1%). Details will be mentioned below for these operating expenses.



Town of Miami Lakes FY 2020-21 Adopted Budget

Mayor and Town Council

The FY 2020-21 Budget for the Town Council is \$366,060 an increase of \$4,452 or 1.23% from FY 2019-20 Amended Budget.

This increase is a direct result of fringe benefits, subscription & memberships, and FRS rate increase from 8.47% to 10%. The Budget also assumes a Consumer Price Index (CPI) adjustment of 3% for Councilmember's stipends. All other expenses are essentially at the same level as prior year.

Office of the Town Clerk

The FY 2020-21 Budget for the Office of the Town Clerk is \$220,954, which represents an increase of \$14,707 or 7.13% from FY 2019-20 Amended Budget. This is

primarily a result of fringe benefit, FRS rate increase and election costs for general elections for 4 seats. Other recurring expenses are essentially at the same level as prior years.

Town Attorney

The FY 2020-21 Budget for the Town Attorney is \$215,000 which remains static when compared to the FY 2019-2020

Adopted Budget. It does however represent a \$143,800 or 40.08% decrease when compared to the FY 2019-20 Amended Budget. The legal reserve was utilized to fund several ongoing litigations during the prior year. It should also be noted that the legal reserve balance of \$198,700 has been re-programmed and allocated in the Non-Departmental section of the FY 2020-21 Budget for the potential settlement of legal fees.

Administration

Administration includes expenditures for the Office of the Town Manager, Budget, Grants, Finance, Procurement, Human

Resources, and Information Technology. The FY 2020-21 Budget for Administration including (\$631,778) transfers are \$2,610,951. This represents a \$337,887 or 14.86% increase in expenses as compared to the prior year Amended Budget.

The Budget for Information Technology, a subsection of Administration, is \$343,719 which is \$3,497 or 1.02% less than the FY 2019-20 Amended Budget. This budget

Town of Miami Lakes FY 2020-21 Adopted Budget

includes Town's IT Master Plan, investments in information technology hardware and software as well as replacement servers, laptops, workstations, and network storage peripherals (\$32,000). The Budget also includes funds for the annual cost of the various network warranties, software, web support and security licenses (\$127,829), phone system, internet, supplies and mobile support (\$37,290), contractual services for core IT service and web support is also included in the Budget (\$146,600).

The budget for Administrative transfers is \$631,778 which is \$281,049 or 80.13% more than the FY 2019-20 Amended Budget. Administration's allocation of Town Hall facility operations and maintenance expenses are accounted for in a single line item transfer to the Facilities Maintenance Fund (\$226,253). Additionally, a transfer to the Parks Capital Projects Fund for the Miami Lakes Optimist Master Plan (\$17,000) and the Stormwater Capital Projects for the 83rd Place Roadway and Drainage project (\$238,525) is also accounted for. Finally, this budget also includes the mandated annual contribution to the Infrastructure Fund (\$150,000) for facility, equipment and infrastructure renewal and replacement which was not budgeted in prior year. No other transfers are budgeted for in FY 2020-21.

Performance Measures

Workload metrics for Administration include, but are not limited to, the number of grant submissions as well as the numbers of visitors

to the Town's website.

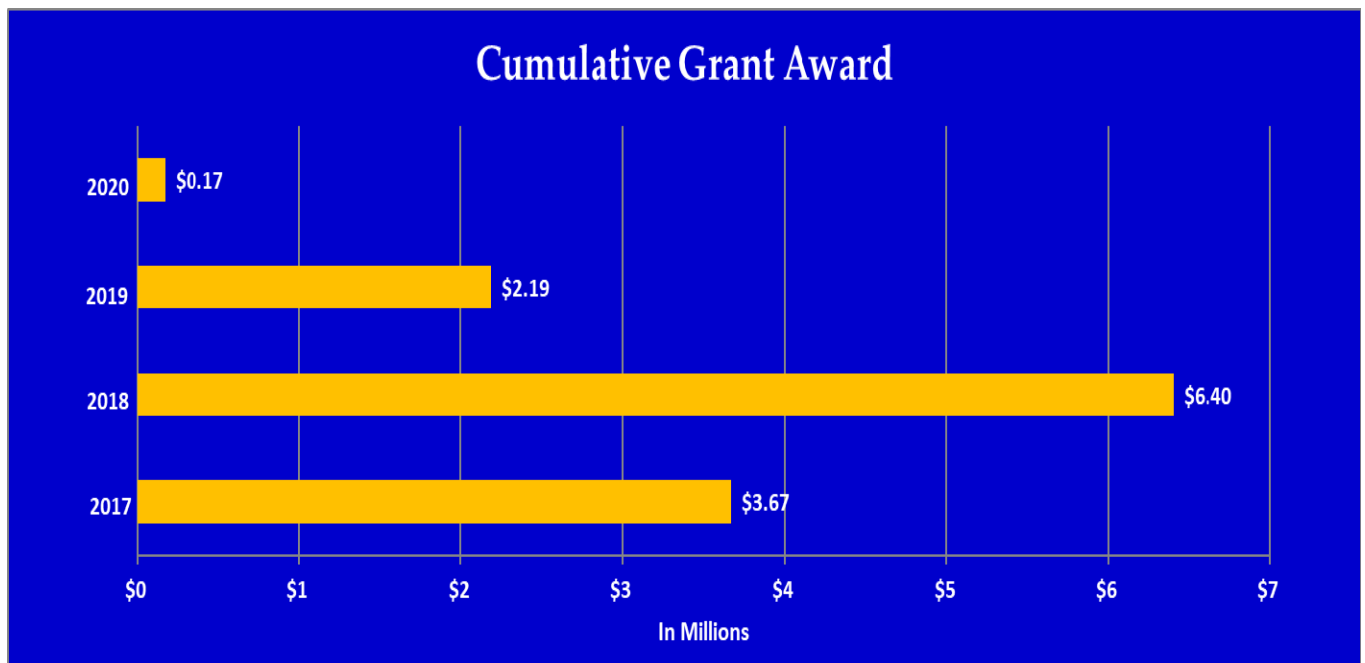


Fig.1: Total grant pursued and submitted from FY2017 to FY20 YTD. A historical record-high level of \$6,430,838 in grants have been awarded in FY18 YTD. In FY19 a total of \$2,187,000, and \$171,730 have been awarded as of the 3rd quarter of FY20).

Town of Miami Lakes FY 2020-21 Adopted Budget

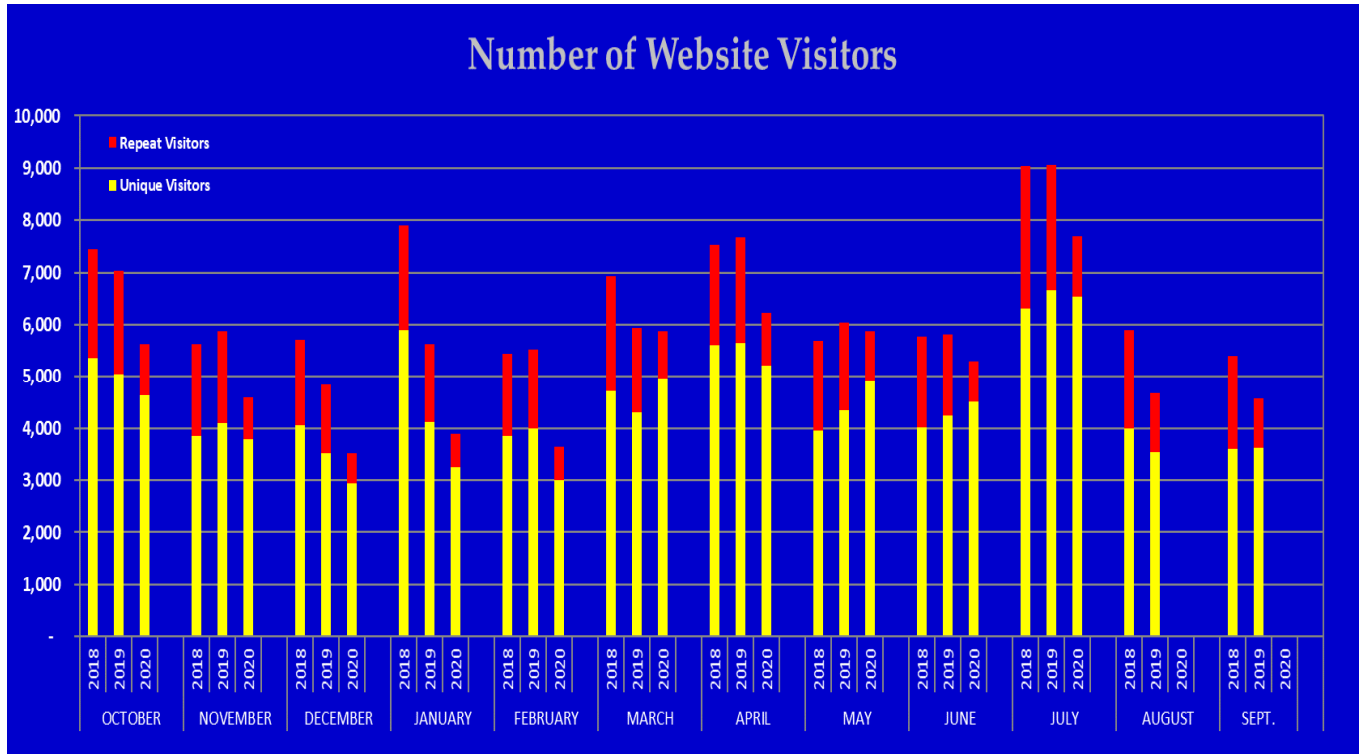


Fig.2: Total number of website visitors during 3rd quarter of FY20 website views reached 52,220 total visits. The number of repeat visitors accessing the website reached 8,464 and unique visitors accessing the website reached 43,756.

Police Department

The Police Department’s Budget includes police patrol services (\$8,591,539) and school crossing guards (\$107,326) and totals \$8,698,865 for FY 2020-21 which represents 50% of the Town’s total General Fund Budget and an overall decrease of \$211,305 or 2.37% as compared to FY 2019-20 Amended Budget.

Police services are provided through a contract with Miami Dade County. The budget for base police patrol services excluding miscellaneous supplies and building operating expenses is \$8,471,000 approximately \$232,000 or 2.67% less than the FY 2019-20 Amended Budget. Decreases to patrol services includes salary, fringe, overtime, and county overhead cost.

Town of Miami Lakes FY 2020-21 Adopted Budget

Miami Lakes Police Department is staffed by 47 sworn personnel and 4 non-sworn. The Department provides Uniform Patrol Services 24/7, has a Neighborhood Resource Unit comprised of motorcycle units, bicycle units, community service offices and a criminal intelligence officer, a General Investigations Unit who conduct follow-up investigations on larceny, burglaries, assaults and auto thefts. Citizens can access the Police Station at Town Hall Monday through Friday from 8:00 am to 5:00 pm for special services such as watch orders, fingerprints, background checks, police reports, public records requests, crime analysis, off duty permits and for general public safety questions.

Building expenses and miscellaneous supplies for the Police Department as well as the School Crossing Guards are essentially budgeted at the same level as the prior year.

Performance Measures

The Police Department continues to work diligently to ensure the safety of our residents.

The Town has seen an increase in crime reporting over the last several years as community involvement in policing has grown and citizens gain more confidence in their police officers. Additionally, as crimes are now captured via video surveillance cameras, citizens are motivated to report the crime and provide the leads to investigators resulting in a higher rate of community involvement.

The charts below present some of the key performance measures of the Department.

POLICE PERSONNEL	FY 2020-21
Town Commander – Major	1
Lieutenant	1
Sergeants	6
Police Officers:	
Uniform Officer	26
Detective	3
Traffic	4
Bike	5
Community Service	1
Administrative Support	2
Police Service Aide (PSA)	2
TOTAL	51

Town of Miami Lakes FY 2020-21 Adopted Budget

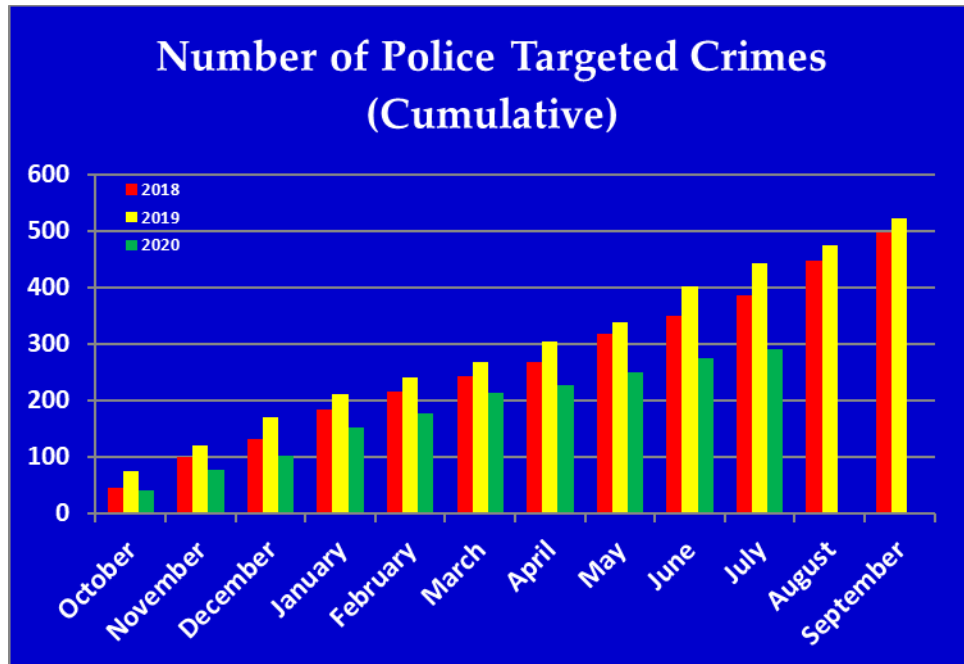


Fig.3: Cumulative number of police targeted crimes over the past three years. Targeted crimes are crimes singled out to be tracked and targeted with police manpower.

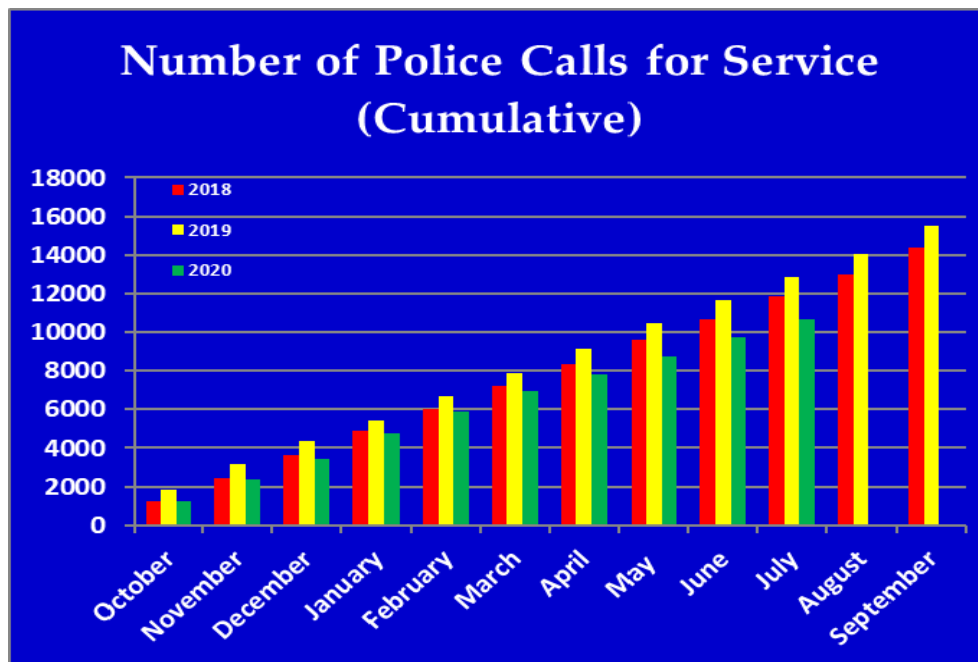


Fig.4: The number of Police calls for service increased between 2018 and 2019. However, has had a small decrease between 2019 and 2020. The Department strives to attend to every phone call received to ensure that each resident is assisted.

Town of Miami Lakes FY 2020-21 Adopted Budget

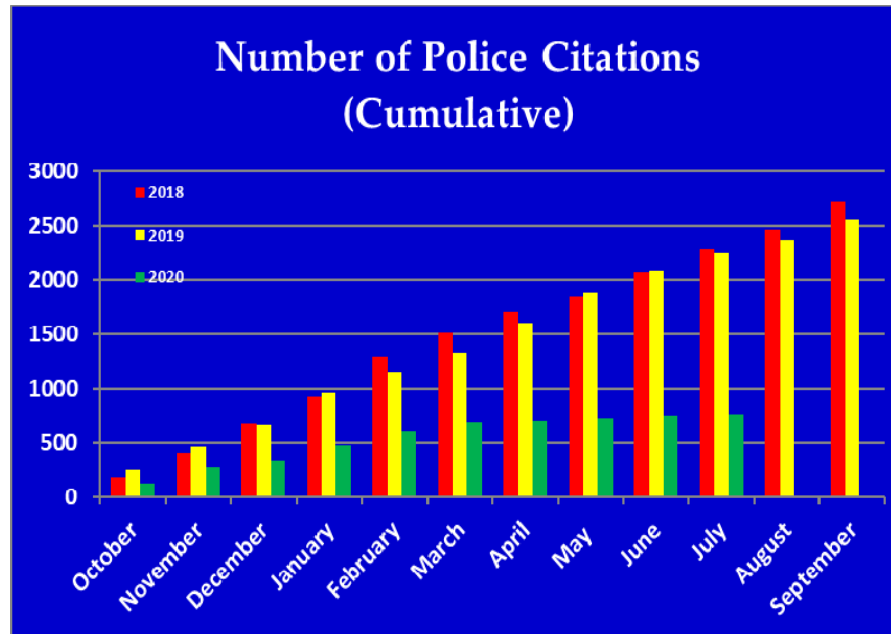


Fig.5: Police citations issued have dropped significantly due to an increase in driver compliance. The Neighborhood Traffic Unit (NTU) is responsible for conducting traffic initiatives at designated critical intersections, anti-speed campaigns and enforcement operations while incorporating traffic enforcement best practices.

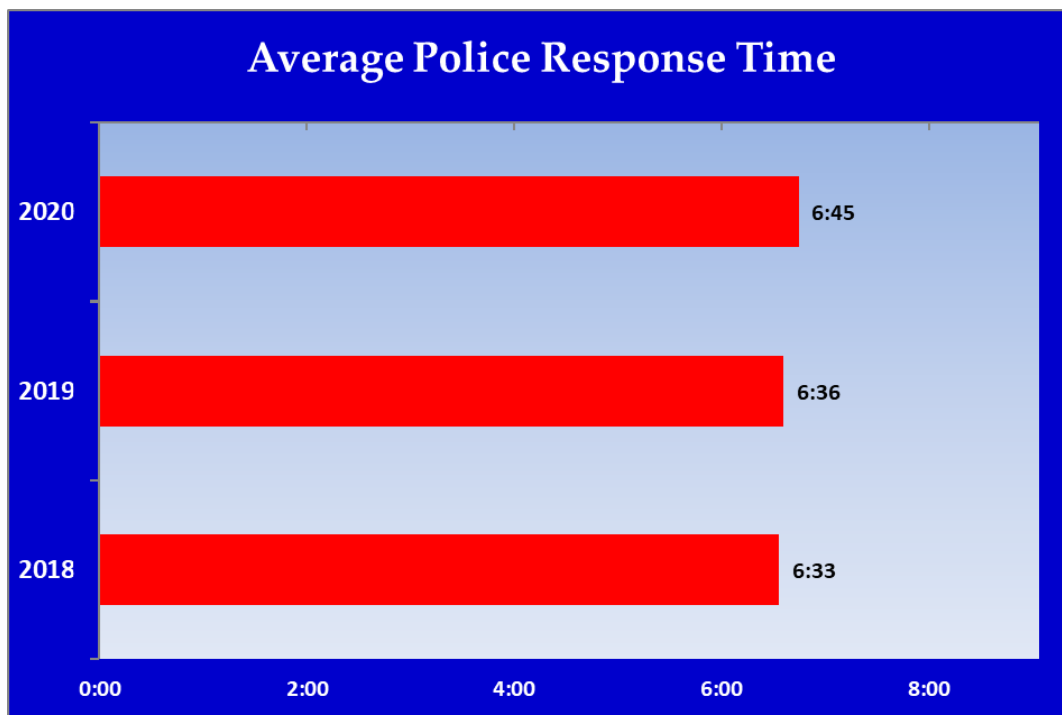


Fig.6: The FY20 average response time of 6:45 is well under our contractual goal, which states that the average response time must remain under 8 minutes.

Town of Miami Lakes FY 2020-21 Adopted Budget

Planning & Zoning and Code Compliance

The Planning and Zoning Department is responsible for preparing plans and regulatory tools to provide for the growth and enhancement of Miami Lakes, as well as gathering, updating and analyzing demographic, environmental, transportation and infrastructure data needed by other Town departments. Code Compliance is responsible for assuring that all commercial, industrial, and residential properties comply with the Town's Code.

FY 2020-21 total Budget for Planning and Zoning is \$191,197 and consists of a Senior Planner, one part-time Zoning Officials for review and approval of major developments, special projects, or planning studies. Operating expenses are essentially at the same level as the prior year.

The Code Compliance division is budgeted at \$327,049 and reflects a \$14,995 or 4.81% increase as compared to the Amended budget. The division consists of a Code Compliance Supervisor, Code Compliance Manager budgeted at 50% of cost (other 50% in Building Department Fund), and three contracted Code Compliance Officers. Other changes include increase in fringe benefits and in FRS contribution from 8.47% to 10.0%. Operating expenses are essentially at the same level as the prior year.

Performance Measures

The charts below represent some of the key activities handled by this unit: zoning verification letter requests, site plan review and public hearing applications, the number of days for review of site plan applications, the number of Code cases filed, and the amount collected in fines. The number of zoning verification letter requests received is an indication of the customer service-oriented approach the Town cherishes where applicants are encouraged to meet with staff from our permitting departments to plan development opportunities early in the process. The trends below are due to code interpretations that no longer require formal approval of public hearings.

Town of Miami Lakes FY 2020-21 Adopted Budget

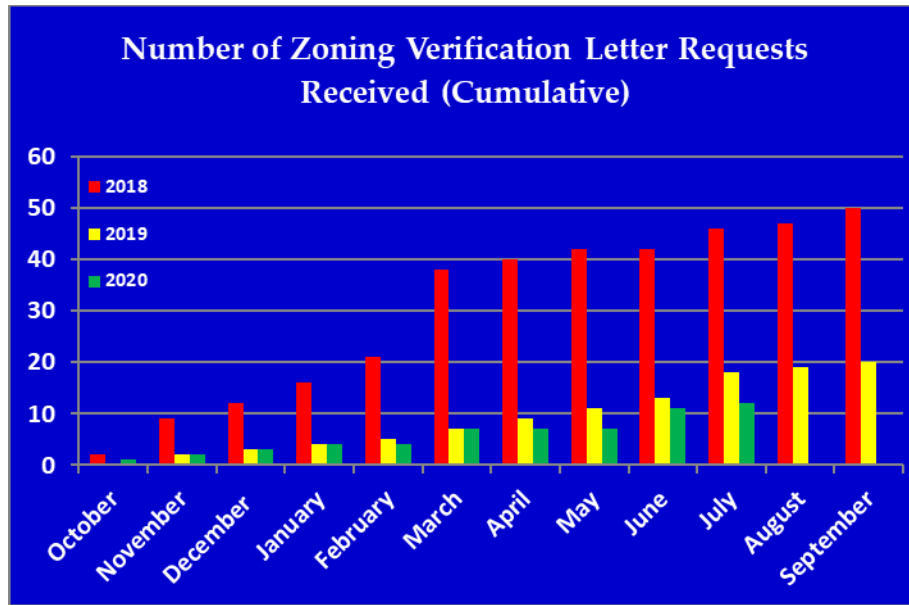


Fig.7: Cumulative number of zoning verification letter requests received totals 12 at the end of the first quarter for FY20. A verification letter is a written confirmation of the Town’s current zoning designation of the subject property and/or whether a specific use is permitted on the subject property

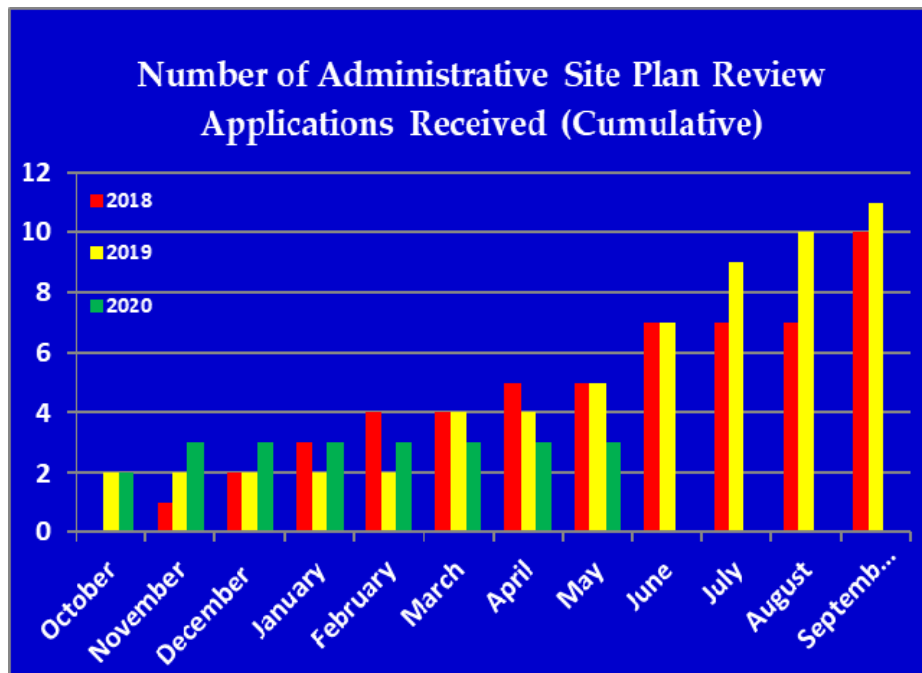


Fig.8: Cumulative number of administrative site plan review applications received over the past three years. Site plan applications are required for all new developments or changes to existing developments.

Town of Miami Lakes FY 2020-21 Adopted Budget

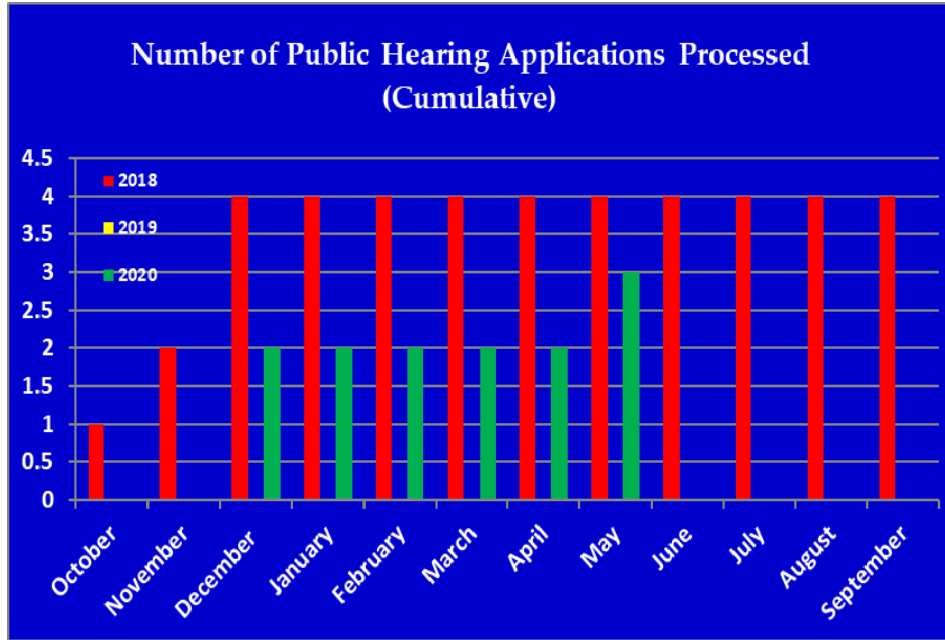


Fig.9: Cumulative number of public hearing applications processed over the past three years. Public hearing applications are required for zoning requests of substantial nature. In FY2019 no public hearing applications were processed. As of the 3rd quarter of FY20 only three public hearing applications have been processed.

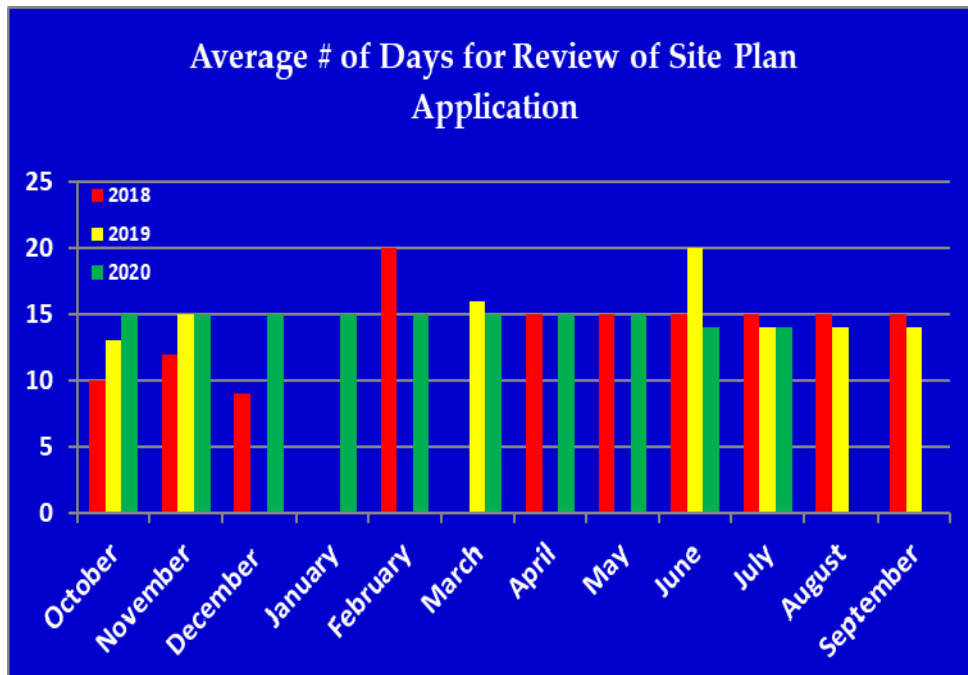


Fig.10: Average number of days the Planning & Zoning Department takes to review site plan applications is within 14 business days for FY20.

Town of Miami Lakes FY 2020-21 Adopted Budget

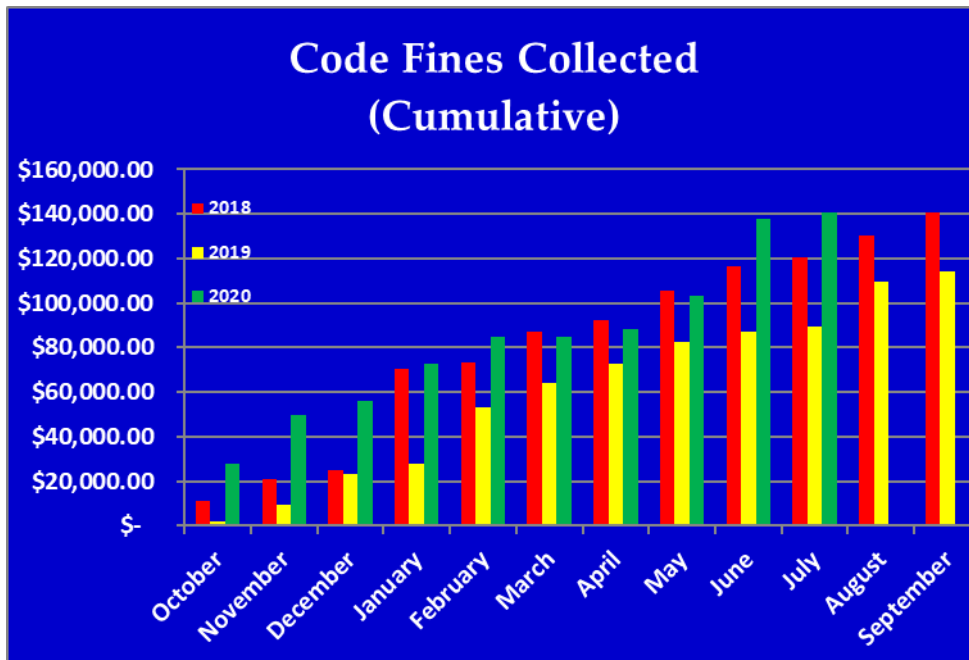


Fig.11: Cumulative number of code fines collected over the past three years. The Town continues to experience more voluntary code compliance from residents and businesses.

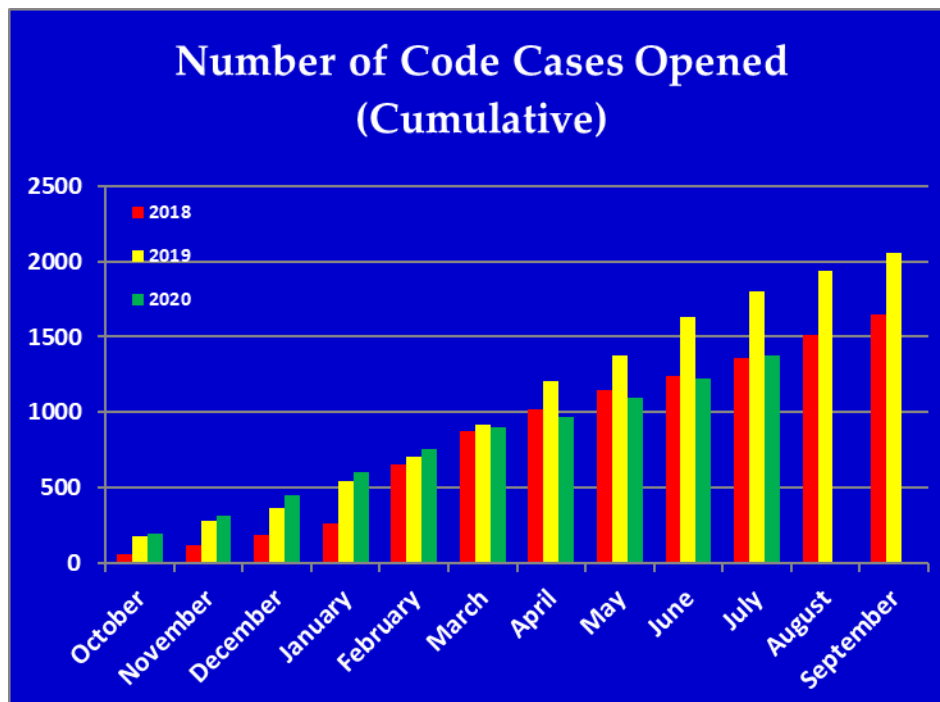


Fig.12: Cumulative number of code cases opened over the past three years. The Department has maintained its level of proactive monitoring and notification.

Town of Miami Lakes FY 2020-21 Adopted Budget

On-Demand Transit

In May 2018, the Miami-Dade County Board of Commissioners passed an amendment to the (CITT) Citizens' Independent Transportation Trust ordinance that governs the expenditure of surtax funds, allowing the use of Peoples Transportation Plan (PTP) funds for limited on-demand service for seniors and mobility impaired persons effective November 11, 2018. See Special Revenue Funds.

Parks and Recreation Department

The Parks and Recreation Department FY 2020-21 Budget totals \$2,613,993 and represents 15% of the General Fund's Expenditure Budget. The Department oversees the operation and maintenance of the Town's 101 parks and 120 acres of park land, 6 lakefront beaches, arbor management, greenways and trails, beautification, and athletic programming.

As compared to the FY 2019-20 Amended Budget, the Parks Department's budget decreased \$138,212 or 5.02%. This decrease is attributed to reduced mulch cycles, light, and irrigation repairs since there is less filed usage due to Covid19 pandemic. The budgeted allocations for the 4 community centers, 2 athletic parks, 2 neighborhood parks and mini parks includes telephone service, utilities, grounds maintenance, facility maintenance and repairs as follows: Royal Oaks Park and Roberto Alonso Community Center (\$540,387), Park East and the Youth Center (\$137,401), Mary Collins Community Center at Park West (\$150,685), Miami Lakes Optimist Park & Clubhouse (\$674,105) and the 101 mini parks (\$311,100).

Performance Measures

A key performance measure for the Parks - Community Services Department is the number of facility rentals. With the opening of Park East Youth Center, the Town now offers two indoor facilities to rent on weekends.

Town of Miami Lakes FY 2020-21 Adopted Budget

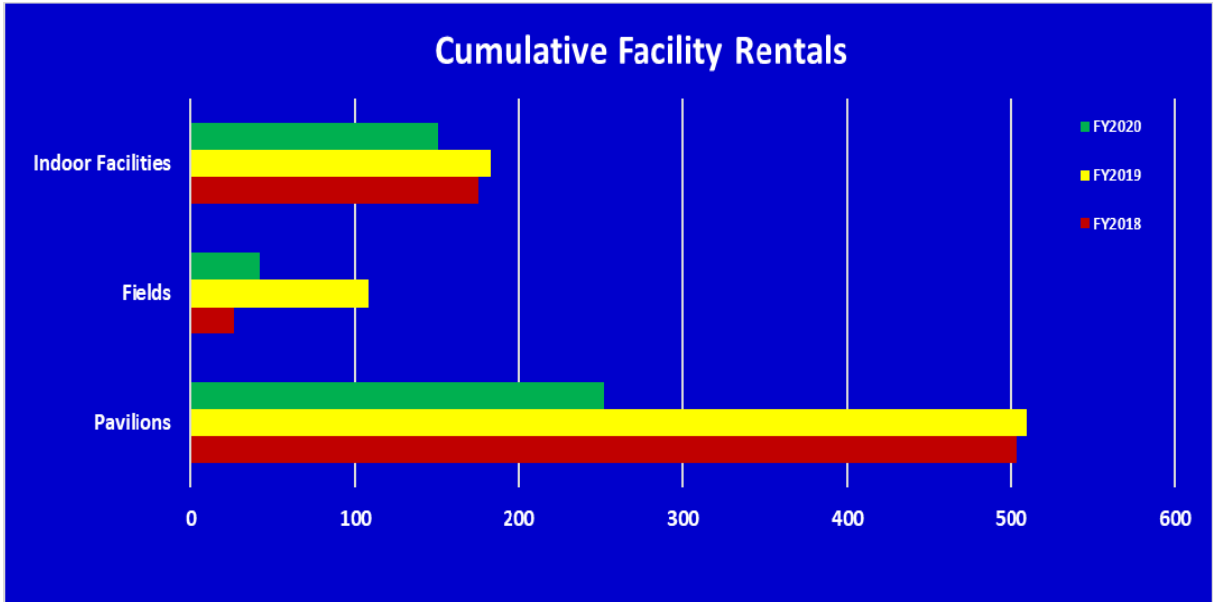


Fig.13: Total number of facilities, field, and pavilion rentals for the 3rd quarter of FY20 has decreased compared to prior years due to the onset of Covid19 and park closures. There were 445 rentals, consisting of 252 pavilion, 42 fields, and 151 indoor facility rentals

Community Outreach and Engagement Department

The Community Outreach and Engagement Department consists of Economic Development, Communications, Special Events and 10 Committees for a total budget of \$565,861. This Department works with the community at large to create a sustained level of openness and accountability between the Town and its residents to achieve better communication, transparency, and public participation on all issues. It manages the recreation programs for all ages and is the point of contact for the residents and business community.

The Town provides funding for the Veterans Day Parade (\$6,000), 4th of July firework show (\$30,000), the Town's 20th Anniversary (\$15,000), and annually seeks donations from the business community and individuals to supplement these events. The Budget also provides for media strategy implementation (\$14,500) including hardware, software, and advertisements, as well as funding for pop-up events (\$10,000) to promote economic development.

The Committees total FY 2020-21 Budget is provided for at \$181,100. In addition, the Budget allocates \$40,000 in the Non-Departmental section of the budget in reserves to

Town of Miami Lakes FY 2020-21 Adopted Budget

offset potential donations and sponsorships to fund specific events and enhance certain programs and activities.

Public Works Department and Green Space

The Department is responsible for the operations, maintenance, and improvements of the Town's infrastructure. This includes canal cleaning, street sweeping, litter debris pick up, sign repairs and replacement, sidewalk repairs, roadway repairs, storm drains, streetlights, and curbs. Additionally, the Department is responsible for regulating and permitting construction within the Town's Public Right of Way (PROW) and managing small capital improvement projects. Many of these activities are funded through the Special Revenue Fund and Stormwater Utility Fund and discussed in those sections of the Budget. The Public Works General Fund Budget includes Administration (\$365,294) and Green Space (\$803,100) for a total Departmental Budget of \$1,168,394 or 7% of the General Fund.

The Public Works Administration General Fund Budget of \$365,294 for FY 2020-21 represents a net increase of \$3,193 or 0.88% from the prior year Amended Budget. The change is mainly attributed to increases in fringe benefits and in FRS contribution from 8.47% to 10%. All other operating expenses are essentially at the same level as the prior year.

Funding for the Public Works Director and PW Engineer at 50% of cost of salary and benefits, the PW Coordinator, contractual services for plan reviews and inspections, operating supplies, and vehicle maintenance. The public works permit fee revenue offsets the cost of the plan's reviewer.

Public Works – Green Space General Fund Budget of \$803,100 is approximately \$115,398 or 12.56% less than the prior year's Amended Budget. This decrease is attributed to reduced mulch cycles and annual palm pruning of the major corridors.

The FY 2020-21 budget provides for tree trimming service (\$181,731), new tree plantings (\$55,000), and supplemental funding for the removal of invasive, hazardous, or dead trees (\$30,000). This budget also provides for right-of-way grounds maintenance contractual service (\$235,635), FDOT ROW maintenance (\$23,900), supplemental cycles (\$23,850), flowers/landscape beds and cul-de-sac (\$58,884), litter and debris/doggie stations (\$122,000), miscellaneous repairs including plumbing, electrical and handyman

Town of Miami Lakes FY 2020-21 Adopted Budget

services (\$15,000), exterminations services of rodents, bees, and dead animals(\$4,000), and entry feature maintenance (\$2,800), as well as ROW utilities (\$50,300).

Performance Measures

A key performance measure tracked on our Green Space rights-of-ways is the number of trees trimmed. The Town has a total of 17,832 trees which are all trimmed over a period of three years.

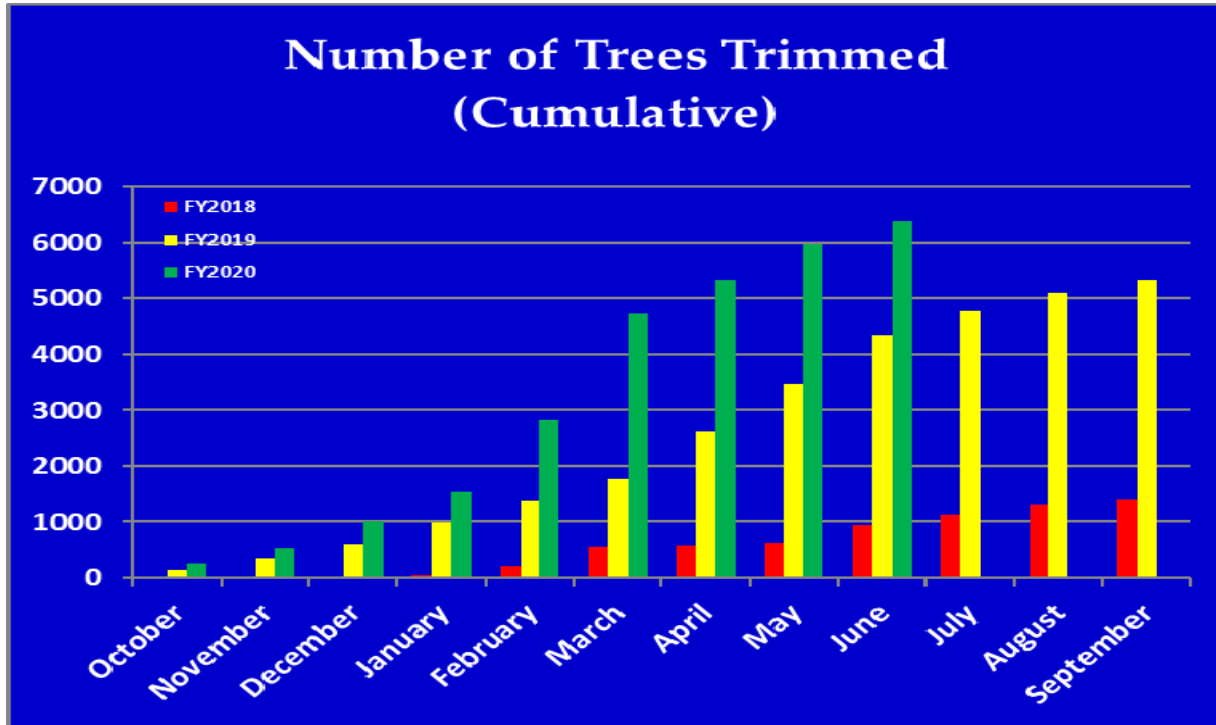


Fig.14: Cumulative number of trees trimmed monthly over the past three years. The decrease in routine tree trimming in FY18 is due to Hurricane Irma, where resources were reallocated to hurricane debris pick up and other recovery efforts. The number of trees trimmed at the end of the 3rd quarter for FY20 is 6,373.

Transfers, Reserves and Fund Balance

Transfers: The FY 2020-21 General Fund Budget has a transfer to the Facilities Maintenance Fund for Administration (\$226,253) and the Police Department's (\$101,814) portion of Government Center building expenses. This budget also includes the mandated annual contribution to the Infrastructure Fund (\$150,000) for facility, equipment and infrastructure renewal and replacement. Finally, this budget includes transfers to the Parks Capital Projects Fund for the Miami Lakes Optimist Park Master

Town of Miami Lakes FY 2020-21 Adopted Budget

Plan (\$17,000) and to the Stormwater Capital Projects Fund for the 83rd Place Roadway and Drainage Project (\$238,525).

Reserves: The General Fund Operating Budget includes \$238,700 in reserves in Non-Departmental for the following: litigation/legal fee settlement (\$198,700), and reserves to offset donations/contributions for Committees (\$40,000).

Fund Balance: In accordance with the Town's audited financials as reported in the FY 2018-19 Comprehensive Annual Financial Report (CAFR), the General Fund unassigned fund balance at the beginning of FY 2019-20 was \$4,222,958. From this amount, \$350,000 is earmarked for Hurricane Irma expenses that are not expected to be reimbursed by FEMA. We are in the final stages of settling and finalizing our claims and expect this reserve to decrease further. We should have a final number on or before September 30, 2020. During the FY 2019-20 budget process, Council approved an appropriation from reserved fund balance of \$431,317 to balance the budget and carried forward \$342,500 of legal reserves. In April of 2020, the Council also approved a carry forward from the General Fund balance totaling \$146,660. This further reduced the fund balance to \$2,952,481.

It should be noted that of the \$342,500 in legal reserves from the prior year, a balance of \$198,700 is included as a carry forward in the FY 2020-21 budget to reprogram the litigation reserve.

The Town's reserve policy ordinance requires that we maintain 15% of budgeted general fund expenditures on hand as a reserve whenever possible. The current fund balance amount of \$2,952,481 meets and exceeds the 15% requirement at 17.01%. However, during the November 2019 Council Meeting the Council instructed the Town Manager and Town Attorney to amend the Town Code to provide for a gradual three-year increase of the Town reserves from 15% to 20%, and is well on its way to achieve this goal.

**TOWN OF MIAMI LAKES
FY2020-2021 ADOPTED BUDGET
GENERAL FUND EXPENDITURE
Detail by Line Item**

ACCOUNT NUMBER	ACCOUNT NAME	FY2018-19 ACTUALS	FY2019-20 ADOPTED BUDGET	FY2019-20 AMENDED BUDGET	FY2019-20 YEAR END PROJECTION	FY2020-21 ADOPTED BUDGET	BUDGET COMMENTS
GENERAL FUND EXPENDITURES							
TOWN COUNCIL & MAYOR							
0011101-511000	EXECUTIVE SALARIES-MAYOR	\$19,077	\$19,649	\$19,649	\$19,439	\$20,022	Current salary and wages for Mayor as per Town Charter Sec. 2.6 (Ordinance 18-218).
0011101-512000	REGULAR SALARIES	\$99,910	\$92,070	\$92,070	\$92,722	\$94,832	Current salary and wages for Administrative Assistant to the Mayor and Administrative Assistant to Town Council salaries.
0011101-514000	OVERTIME	\$102	\$0	\$0	\$0	\$0	Overtime as needed.
0011101-521000	PAYROLL TAXES	\$15,944	\$15,989	\$15,989	\$16,023	\$16,308	Calculated based on 7.65% of salaries.
0011101-522000	FRS RETIREMENT CONTRIBUTION	\$8,651	\$9,470	\$9,470	\$9,896	\$11,512	Rate increase from 8.47% to 10% thru Jul '21.
0011101-523000	HEALTH INSURANCE	\$78,557	\$67,099	\$67,099	\$63,833	\$70,629	Includes medical, dental, vision and life for Town Council, Assistant to Mayor and Assistant to Council.
0011101-523001	HEALTH INSURANCE MAYOR	-\$12,061	\$25,344	\$25,344	\$24,022	\$29,684	Includes medical, dental, vision for Mayor.
0011101-523003	HEALTH INSURANCE ALLOWANCE	\$8,255	\$0	\$0	\$0	\$0	-
0011101-523100	WIRELESS STIPEND	\$973	\$960	\$960	\$1,071	\$960	Stipend for Mayor's assistant & Council assistant at \$40 a month each.
0011101-540000	TRAVEL & PER DIEM	\$10,669	\$15,000	\$13,876	\$3,752	\$3,000	Transportation, hotel accommodation and meals for Mayor to attendance to conferences.
0011101-540010	CAR ALLOWANCE-MAYOR	\$7,200	\$7,200	\$7,200	\$7,200	\$7,200	Allowance of \$600 a month for Mayor per Town Charter Sec 2-52.
0011101-540011	CAR ALLOWANCE-COUNCIL	\$35,700	\$36,000	\$36,000	\$36,000	\$36,000	Allowance of \$500 a month for each Councilmember.
0011101-540020	EXPENSE ALLOWANCE MAYOR & COUNCIL	\$52,181	\$54,093	\$54,093	\$53,515	\$55,121	Adjusted by CPI (estimated 3%) as per Town Charter Sec 2.6.
0011101-541001	REMOTE ACCESS DEVICE DATA PLAN	\$2,862	\$3,648	\$3,648	\$3,030	\$3,648	Data plan for 7 iPads & Facebook Live average of \$38 a month.
0011101-541010	MOBILE PHONES	\$3,899	\$4,176	\$4,176	\$3,671	\$4,176	6 mobile phones average of \$58 a month.
0011101-547000	PRINTING & BINDING	\$454	\$1,000	\$1,000	\$500	\$1,000	Business cards for Mayor & Councilmembers and other materials.
0011101-548100	STATE OF THE TOWN ADDRESS-SOT	\$128	\$0	\$0	\$0	\$0	-
0011101-548103	ALL AMERICAN CITY EXPENSES	\$0	\$0	\$0	\$250	\$0	-
0011101-548105	EVENTS-MISCELLANEOUS	\$254	\$0	\$0	\$0	\$0	-
0011101-549010	DISCRETIONARY FUND	\$0	\$700	\$700	\$0	\$0	-
0011101-549200	MISCELLANEOUS EXPENSES	\$2,582	\$0	\$0	\$0	\$0	-
0011101-549443	MAYOR'S GALA-MAGAL	\$14,257	\$0	\$0	\$0	\$0	-
0011101-552010	UNIFORMS	\$254	\$360	\$360	\$234	\$360	Includes 1 shirt at \$40 each for Mayor, Council and assistants.
0011101-552042	MEETING SET UP	\$120	\$300	\$300	\$130	\$300	Set-up costs for meetings.
0011101-552044	COUNCIL AWARDS	\$957	\$1,250	\$1,250	\$815	\$1,250	Includes awards, proclamations and framing.
0011101-554000	SUBSCRIPTIONS & MEMBERSHIPS	\$8,716	\$7,000	\$7,000	\$7,058	\$10,058	Florida League of Cities (\$4,058), MDC League of Cities (\$3,000) and Miami Lakes Chamber of Commerce Membership (\$3,000).
0011101-554010	EDUCATION & TRAINING	\$3,318	\$300	\$1,424	\$1,436	\$0	-
0011101-564004	SMALL EQUIPMENT	\$1,102	\$0	\$0	\$0	\$0	-
TOTAL TOWN COUNCIL EXPENDITURES		\$364,060	\$361,608	\$361,608	\$344,597	\$366,060	
TOWN CLERK							
0011201-512000	REGULAR SALARIES	\$83,477	\$83,477	\$83,477	\$84,710	\$85,981	Current salary and wages.
0011201-521000	PAYROLL TAXES	\$7,139	\$6,386	\$6,386	\$6,480	\$6,578	Calculated based on 7.65% of salary.
0011201-522000	FRS RETIREMENT CONTRIBUTION	\$6,930	\$7,076	\$7,076	\$7,474	\$8,618	Rate increase from 8.47% to 10% thru Jul '21.
0011201-523000	HEALTH & LIFE INSURANCE	\$246	\$9,988	\$9,988	\$0	\$10,018	Includes medical, dental, vision and life.
0011201-523003	HEALTH INSURANCE ALLOWANCE	\$9,756	\$0	\$0	\$9,988	\$0	Health insurance allowance.
0011201-523100	WIRELESS STIPEND	\$480	\$480	\$480	\$480	\$480	Stipend for Town Clerk at \$40 a month.
0011201-531020	TOWN CLERK AGENDA MANAGER	\$19,507	\$2,900	\$2,900	\$380	\$1,000	Sign language and interpreter services.
0011201-541001	REMOTE ACCESS DEVICE DATA PLAN	\$401	\$480	\$480	\$433	\$480	iPad data plan for Town Clerk at \$40 a month.
0011201-544000	RENTALS & LEASES	\$2,544	\$2,700	\$2,700	\$2,850	\$3,000	Outside storage facility for Town Clerk \$250 monthly.
0011201-547010	TOWN CLERK CODIFICATION	\$3,792	\$8,800	\$8,800	\$7,744	\$8,000	Assumes codification of one ordinance per meeting (\$800/ordinance).

**TOWN OF MIAMI LAKES
FY2020-2021 ADOPTED BUDGET
GENERAL FUND EXPENDITURE
Detail by Line Item**

ACCOUNT NUMBER	ACCOUNT NAME	FY2018-19 ACTUALS	FY2019-20 ADOPTED BUDGET	FY2019-20 AMENDED BUDGET	FY2019-20 YEAR END PROJECTION	FY2020-21 ADOPTED BUDGET	BUDGET COMMENTS
0011201-549030	TOWN CLERK LEGAL ADVERTISING	\$19,996	\$18,040	\$18,040	\$19,574	\$20,800	Advertisement of ordinances, budget hearings, land development code issues, and committee meetings.
0011201-549080	TOWN CLERK ELECTION COSTS	\$16,948	\$5,000	\$5,000	\$3,516	\$15,269	General Election for 4 seats (\$13,706), swearing in ceremony (\$500), sample ballot (\$500) and candidate finance reporting (\$563).
0011201-552000	OPERATING SUPPLIES	\$1,551	\$0	\$0	\$0	\$0	-
0011201-554010	EDUCATION & TRAINING	\$340	\$650	\$650	\$500	\$650	Florida Association of City Clerks & International Institute of Municipal Clerks memberships required to maintain certification (\$450). Ethics Training (\$200).
0011201-566000	SOFTWARE	\$57,500	\$0	\$0	\$0	\$0	FY19 includes purchase of Software.
0011201-566002	COMPUTER SOFTWARE LICENSES	\$2,160	\$60,270	\$60,270	\$66,153	\$60,080	Escribe license renewal (\$57,500), License renewal for Public Records Request (\$2,400), and Zoom Public Comments license (\$180).
TOTAL TOWN CLERK EXPENDITURES		\$232,765	\$206,247	\$206,247	\$210,282	\$220,954	

TOWN ATTORNEY							
0011401-531140	LEGAL-GENERAL LEGAL	\$166,667	\$200,000	\$200,000	\$200,000	\$200,000	Based on monthly retainage of \$16,666.66.
0011401-531140	TRDMK-GENERAL LEGAL-TRADEMARK	\$6,280	\$0	\$0	\$0	\$0	-
0011401-531230	LEGAL-ROUTINE LITIGATION RESERVE	\$13,061	\$15,000	\$15,000	\$0	\$15,000	All litigation expenses by Town Attorney.
0011401-53120	154BR-154TH BRIDGE LITIGATION	\$13,139	\$0	\$0	\$0	\$0	-
0011401-531230	170BR LITIGATION / NW 107TH ST BRIDGE	\$0	\$0	\$37,800	\$37,800	\$0	-
0011401-531230	DAWNJ LITIGATION/DAWN JENKINS	\$0	\$0	\$65,000	\$65,000	\$0	-
0011401-531230	G0101-LITIGATION VALIENTE	\$0	\$0	\$0	\$860	\$0	-
0011401-531230	M. PIZZI LITIGATION/INSURANCE RECOVERY	\$54,862	\$0	\$41,000	\$41,000	\$0	-
0011401-531230	TMSC-MANAGER SELECTION COMMITTEE	\$3,439	\$0	\$0	\$0	\$0	-
TOTAL TOWN ATTORNEY EXPENDITURES		\$257,448	\$215,000	\$358,800	\$344,660	\$215,000	

TOWN ADMINISTRATION							
0011311-512000	REGULAR SALARIES	\$1,073,330	\$1,169,594	\$1,169,594	\$1,169,428	\$1,194,040	Current salary and wages for administrative staff.
0011311-512002	TRANSFER SRF TRANSIT 5% ADM	-\$13,094	-\$13,500	-\$13,500	-\$12,229	-\$13,057	Allocation for administrative support.
0011311-512003	TRANSFER CPF TRANSP 5% ADM	-\$52,376	-\$54,000	-\$54,000	-\$48,914	-\$50,853	Allocation for administrative support.
0011311-512006	ADMINISTRATIVE SUPPORT TO SRTORMWATER FUND	-\$96,498	-\$76,948	-\$76,948	-\$52,160	-\$78,169	Allocation for administrative support.
0011311-512010	ADMINISTRATIVE SUPPORT TO BUILDING	-\$201,479	-\$257,575	-\$257,575	-\$221,329	-\$263,460	Allocation for administrative support.
0011311-512999	COST OF LIVING ADJUSTMENT	\$0	\$0	\$46,500	\$0	\$0	-
0011311-513013	ADMINISTRATIVE SUPPORT TO NSD	-\$127,761	-\$140,188	-\$140,188	-\$140,188	-\$137,469	Allocation for administrative support.
0011311-514000	OVERTIME	\$3,278	\$3,000	\$3,000	\$3,689	\$3,000	Overtime as needed.
0011311-516000	COMPENSATED ABSENCES	\$37,486	\$0	\$0	\$0	\$0	-
0011311-521000	PAYROLL TAXES	\$87,764	\$85,226	\$85,226	\$84,969	\$87,406	Calculated based on 7.65% of salaries.
0011311-522000	FRS RETIREMENT CONTRIBUTION	\$89,390	\$84,057	\$84,057	\$87,506	\$101,838	Rate increase from 8.47% to 10% thru Jul '21.
0011311-522010	ICMA 457 PL	\$37,769	\$45,230	\$45,230	\$45,909	\$48,576	Town Manager's benefits per agreement.
0011311-523000	HEALTH & LIFE INSURANCE	\$80,630	\$195,073	\$124,073	\$165,966	\$186,687	Includes medical, dental, vision and life.
0011311-523003	HEALTH INSURANCE ALLOWANCE	\$66,557	\$0	\$0	\$0	\$0	-
0011311-523100	WIRELESS STIPEND	\$1,200	\$1,440	\$1,440	\$1,846	\$1,920	Allowance for Deputy Town Manager, Asst to Town Manager, Finance Director and Special Projects Manager.
0011311-531000	PROFESSIONAL SERVICES	\$35,401	\$25,000	\$48,000	\$42,500	\$27,500	Funding for credit rating and other services.
0011311-531090	INTERGOVERNMENTAL RELATIONS (LOBBYIST)	\$50,500	\$24,000	\$48,000	\$48,000	\$48,000	Lobbyist services Resolution 2020-1663.
0011311-532000	ACCOUNTING & PAYROLL	\$25,727	\$25,500	\$25,500	\$27,395	\$28,000	Based on contract with ADP.
0011311-532001	INDEPENDENT AUDIT	\$45,700	\$54,500	\$59,500	\$57,800	\$61,500	Regular audit (\$45,000), State and Federal single audits (\$15,000) for grant funds per contract 2018-02 / Resolution 17-1494 including OPEB audit (\$1,500).

**TOWN OF MIAMI LAKES
FY2020-2021 ADOPTED BUDGET
GENERAL FUND EXPENDITURE
Detail by Line Item**

ACCOUNT NUMBER	ACCOUNT NAME	FY2018-19 ACTUALS	FY2019-20 ADOPTED BUDGET	FY2019-20 AMENDED BUDGET	FY2019-20 YEAR END PROJECTION	FY2020-21 ADOPTED BUDGET	BUDGET COMMENTS
0011311-532002	ADM HEALTH SPENDING ACCT/WELLNESS	\$10,871	\$5,000	\$5,000	\$4,165	\$5,000	Wellness activities including 5K Run, etc. to reduce health care premium cost.
0011311-533001	BACKGROUND CHECKS	\$484	\$1,500	\$1,500	\$761	\$1,000	Assumes same level of background checks and drug screening for new employees.
0011311-540000	TRAVEL & PER DIEM	\$6,169	\$0	\$0	\$980	\$5,421	Educational travel for staff development.
0011311-540010	CAR ALLOWANCE	\$8,100	\$7,800	\$7,800	\$7,800	\$7,800	Per Town Manager's contract.
0011311-541001	REMOTE ACCESS DEVICE DATA PLAN	\$334	\$680	\$680	\$73	\$150	Emergency data phones (\$150).
0011311-542000	POSTAGE & DELIVERY	\$17,125	\$17,650	\$17,650	\$14,902	\$17,650	Includes rental of postage machine & supplies (\$2,650), courier services (\$1,000) and postage (\$14,000).
0011311-544010	COPIER LEASE	\$14,607	\$16,700	\$16,700	\$18,292	\$16,700	Rental of Toshiba copy machines and supplies.
0011311-545000	ADM - INSURANCE	\$231,622	\$263,000	\$263,000	\$254,148	\$295,000	General Fund portion of Policy for property insurance and workers compensation (Resolution 16-1400). Allocation to Building, Transportation and Stormwater Fund.
0011311-547000	PRINTING & BINDING	\$1,878	\$1,500	\$1,500	\$1,441	\$1,700	Business cards, flyers, Town maps, etc.
0011311-548000	TOWN BRANDING & STRATEGIC PLAN	\$8,450	\$5,000	\$5,000	\$5,120	\$5,000	Printed Marketing Materials and promotional items.
0011311-548010	ADVERTISEMENT RECRUITMENT	\$416	\$1,000	\$1,000	\$150	\$500	Advertising of Town employment and internship opportunities.
0011311-549071	INVESTMENT ADVISORY SERVICE	\$9,333	\$7,000	\$7,000	\$7,000	\$7,000	Investment Advisory services per agreement.
0011311-549090	FINANCIAL INSTITUTION FEES	\$5,804	\$3,000	\$43,000	\$40,051	\$500	Bank transaction fees.
0011311-549093	CREDIT CARD FEES	\$654	\$500	\$500	\$349	\$500	Administration's portion of credit card fees. Allocation to Admin, Building and Parks.
0011311-549200	MISCELLANEOUS EXPENSE	\$420	\$0	\$0	\$0	\$0	\$0 -
0011311-549260	HURRICANE EXPENSES	\$0	\$2,500	\$2,500	\$2,000	\$2,500	Supplies for hurricane preparedness.
0011311-552000-CVD19	OPERATING SUPPLIES-COVID19	\$0	\$0	\$0	\$9,285	\$5,000	Supplies in relation to COVID19 preparedness.
0011311-552010	UNIFORMS	\$2,315	\$2,400	\$2,400	\$2,189	\$2,400	1 shirt at \$40 each for all General Fund employees.
0011311-554000	SUBSCRIPTIONS & MEMBERSHIPS	\$4,874	\$2,000	\$2,000	\$5,074	\$11,174	Includes MDCCMA, NIGP, GFOA, ICMA, and other publications and memberships.
0011311-554010	EDUCATION & TRAINING	\$5,902	\$0	\$0	\$942	\$5,000	Includes regular training and safety training for staff.
SUB-TOTAL ADMINISTRATION EXPENDITURES		\$1,472,878	\$1,507,639	\$1,575,139	\$1,634,910	\$1,635,454	

INFORMATION SYSTEMS

0011341-531030	NETWORK SUPPORT	\$135,200	\$135,200	\$135,200	\$135,200	\$135,200	Professional services contract with Lansight Technology \$11,266 monthly per Resolution 18-1571. Year 3 of 5.
0011341-531040	WEB SUPPORT	\$5,695	\$11,400	\$11,400	\$6,278	\$11,400	Professional service contract with Xomatech for website hosting \$2,400, ongoing website enhancements \$6,000, and maintaining ADA compliance \$3,000.
0011341-531060	VOICE SUPPORT	\$4,352	\$4,370	\$4,370	\$1,606	\$4,370	CISCO Smartnet phone system support \$2,750 and VOIP backup phones \$1,620.
0011341-541030	INTERNET SERVICES	\$15,171	\$19,920	\$19,920	\$15,652	\$19,920	Internet at \$1260 per month and Cable TV service + Back Up Internet \$400 per month.
0011341-551000	IT SUPPLIES	\$9,140	\$13,000	\$13,000	\$13,000	\$13,000	Operating supplies including accessories, network storage, peripherals, cabling, and battery back up.
0011341-564000	MACHINERY & EQUIPMENT	\$34,399	\$32,000	\$35,000	\$35,000	\$32,000	IT Replacement Plan: Hardware Annual Refreshment: \$17,000 (1/3) + One (1) server/controlled Active Directory \$13,000 and network equipment \$2,000.

**TOWN OF MIAMI LAKES
FY2020-2021 ADOPTED BUDGET
GENERAL FUND EXPENDITURE
Detail by Line Item**

ACCOUNT NUMBER	ACCOUNT NAME	FY2018-19 ACTUALS	FY2019-20 ADOPTED BUDGET	FY2019-20 AMENDED BUDGET	FY2019-20 YEAR END PROJECTION	FY2020-21 ADOPTED BUDGET	BUDGET COMMENTS
0011341-566000	SOFTWARE	\$32,231	\$0	\$7,252	\$7,252	\$0 -	
0011341-566002	COMPUTER SOFTWARE LICENSES	\$110,195	\$124,074	\$121,074	\$131,517	\$127,829	Annual licenses: Dell server warranty (\$10,483), financial management system (\$32,847), park reservation (\$8,000), GIS (\$8,400), Document Management System (\$7,134), Citizen Response System (\$15,000), Tax payer transparency act (\$3,500), Microsoft licensing (90 seats @ (\$19,612), CDW licenses (\$11,635) and various other network and security licenses (\$11,218).
SUB-TOTAL INFORMATION SYSTEMS		\$346,383	\$339,964	\$347,216	\$345,505	\$343,719	
ADMINISTRATION - TRANSFERS							
0011361-581000	OPERATING CONTINGENCY	\$0	\$0	\$72,095	\$0	\$0 -	
0011361-591010	TRANSFER OUT - SPECIAL REVENUE FUND-GAS TAX	\$0	\$0	\$38,400	\$38,400	\$0 -	
0011361-591013	TRANSFER OUT - FACILITIES MAINTENANCE FUND	\$203,821	\$206,734	\$206,734	\$219,848	\$226,253	Administration's portion of Town Hall building expenses at 60% of total cost.
0011361-591020	TRANSFER OUT - CPF PARKS	\$728,636	\$0	\$0	\$0	\$17,000	To allocate funds to the MLOP Master plan.
0011361-591073	TRANSFER OUT - INFRASTRUCTURE RENEWAL & REPLACEMENT FUND	\$150,000	\$0	\$0	\$0	\$150,000	To allocate funds to the Infrastructure Renewal and Replacement Fund, per Ordinance 2019-236.
0011361-591030	TRANSFER OUT - CPF STORMWATER	\$0	\$0	\$0	\$0	\$238,525	To allocate funds for the 83rd Place Roadway and Drainage Project.
0011361-591052	TRANSFER OUT - CPF FACILITIES & EQUIP	\$0	\$0	\$33,500	\$33,500	\$0 -	
0011361-591059	TRANSFER OUT - ELECTRIC UTILITY TAX FUND	\$50,123	\$0	\$0	\$0	\$0 -	
0011361-591061	TRANSFER OUT - DEBT SERVICE FUND	\$3,100	\$0	\$0	\$0	\$0 -	
SUB-TOTAL ADMINISTRATION TRANSFERS		\$1,135,680	\$206,734	\$350,729	\$291,748	\$631,778	
TOTAL ADMINISTRATION EXPENDITURES		\$2,954,941	\$2,054,337	\$2,273,084	\$2,272,163	\$2,610,951	
POLICE							
0012102-534030	POL - PATROL SERVICES	\$8,083,867	\$8,363,000	\$8,363,000	\$8,172,043	\$8,171,000	Contract police patrol services.
0012102-534035	POLICE OVERTIME	\$466,476	\$340,000	\$340,000	\$361,663	\$300,000	Overtime as needed.
0012102-534080	PROSECUTION-CRIMINAL VIOLATION	\$117	\$200	\$200	\$100	\$200	Ordinance violation review.
0012102-541010	MOBILE PHONES	\$4,762	\$5,600	\$5,600	\$5,237	\$5,600	Includes 9 phones for command officers and undercover operations.
0012102-544020	POLICE COPIER COSTS	\$1,268	\$1,800	\$1,800	\$2,387	\$1,800	Toshiba copier lease.
0012102-546000	REPAIR & MAINTENANCE	\$166	\$0	\$0	\$0	\$0 -	
0012102-546010	REPAIR & MAINTENANCE-VEHICLES	\$2,196	\$2,500	\$2,500	\$2,316	\$2,500	Smart sign maintenance.
0012102-547000	PRINTING & BINDING	\$620	\$600	\$600	\$564	\$600	Business Cards and flyers.
0012102-549200	MISCELLANEOUS EXPENSE	\$332	\$800	\$800	\$350	\$800	Auto tag renewal and miscellaneous items as needed for public safety.
0012102-552000	OPERATING SUPPLIES	\$4,148	\$3,000	\$3,000	\$5,340	\$4,000	Special Department supplies including bicycles, repair parts, cameras.
0012102-552010	UNIFORMS	\$0	\$2,500	\$2,500	\$2,697	\$2,500	Patches, motor wings, etc.
0012102-552020	FUEL & LUBRICANTS	\$0	\$500	\$500	\$0	\$500	Fuel as needed for transport of smart signs.
0012102-554000	SUBSCRIPTIONS & MEMBERSHIPS	\$200	\$225	\$225	\$200	\$225	MDC Association of Police Chiefs membership.
0012102-554010	EDUCATION & TRAINING	\$323	\$2,000	\$2,000	\$0	\$0 -	
0012102-591013	TRANSFER TO FACILITIES MAINTENANCE FUND	\$91,719	\$93,030	\$93,030	\$98,932	\$101,814	Police Department portion of Town Hall building expenses at 27% of total cost.
SUB-TOTAL POLICE EXPENDITURES		\$8,656,195	\$8,815,755	\$8,815,755	\$8,651,829	\$8,591,539	
SCHOOL CROSSING GUARDS							
0012112-512000	REGULAR SALARIES	\$78,757	\$77,752	\$77,752	\$87,278	\$88,232	Current salary and wages.
0012112-521000	PAYROLL TAXES	\$6,025	\$5,948	\$5,948	\$6,677	\$6,750	Calculated based on 7.65% of salaries.
0012112-522000	FRS RETIREMENT CONTRIBUTION	\$6,071	\$6,591	\$6,591	\$7,701	\$8,844	Rate increase from 8.47% to 10% thru Jul '21.
0012112-552000	OPERATING SUPPLIES	\$145	\$500	\$500	\$200	\$500	Includes stop signs, whistles and lanyards.

TOWN OF MIAMI LAKES
FY2020-2021 ADOPTED BUDGET
GENERAL FUND EXPENDITURE
Detail by Line Item

ACCOUNT NUMBER	ACCOUNT NAME	FY2018-19 ACTUALS	FY2019-20 ADOPTED BUDGET	FY2019-20 AMENDED BUDGET	FY2019-20 YEAR END PROJECTION	FY2020-21 ADOPTED BUDGET	BUDGET COMMENTS
0012112-552010	UNIFORMS	\$2,948	\$3,000	\$3,000	\$1,817	\$3,000	Includes \$150 stipend for pants and shoes for 9 guards(\$1,350) and \$1,650 for shirts, raincoat, safety vest, light jacket and hats.
0012112-554010	EDUCATION & TRAINING	\$136	\$624	\$624	\$185	\$0 -	
	SUB-TOTAL SCHOOL CROSSING GUARDS	\$94,081	\$94,415	\$94,415	\$103,858	\$107,326	
	TOTAL POLICE EXPENDITURES	\$8,750,276	\$8,910,170	\$8,910,170	\$8,755,687	\$8,698,865	

PLANNING

0011501-512000	REGULAR SALARIES	\$86,955	\$86,955	\$86,955	\$88,239	\$89,562	Current salary and wages.
0011501-521000	PAYROLL TAXES	\$5,651	\$6,652	\$6,652	\$6,750	\$6,852	Calculated based on 7.65% of salaries.
0011501-522000	FRS RETIREMENT CONTRIBUTION	\$7,218	\$7,371	\$7,371	\$7,785	\$8,977	Rate increase from 8.47% to 10% thru Jul '21.
0011501-523000	HEALTH & LIFE INSURANCE	\$19,650	\$25,344	\$25,344	\$24,708	\$23,849	Includes medical, dental, vision and life.
0011521-547000	PRINTING & BINDING	\$0	\$1,000	\$1,000	\$500	\$1,000	Printing of large plans.
	SUB-TOTAL PLANNING	\$119,475	\$127,322	\$127,322	\$127,982	\$130,240	

CODE COMPLIANCE

0011532-512000	REGULAR SALARIES	\$104,854	\$104,853	\$104,853	\$106,402	\$107,998	Salaries for Code Compliance Manager at 50%, and Code Compliance Supervisor.
0011532-521000	PAYROLL TAXES	\$8,171	\$8,480	\$8,480	\$8,599	\$8,721	Calculated based on 7.65% of salaries.
0011532-522000	FRS RETIREMENT CONTRIBUTION	\$8,704	\$8,888	\$8,888	\$9,388	\$10,825	Rate increase from 8.47% to 10% thru Jul '21.
0011532-523000	HEALTH & LIFE INSURANCE	\$7,281	\$22,660	\$22,660	\$22,885	\$23,849	Includes medical, dental, vision and life.
0011532-523003	HEALTH INSURANCE ALLOWANCE	\$9,756	\$0	\$0	\$0	\$0 -	
0011532-523100	WIRELESS STIPEND	\$480	\$480	\$480	\$480	\$480	Cell phone stipend for Code Compliance Supervisor.
0011532-531260	SPECIAL MASTER	\$2,650	\$3,000	\$3,000	\$1,750	\$3,000	Assumes \$250 per hearing, 12 hearings/year for Special Master.
0011532-534130	CONTRACT CODE ENFORCEMENT SERVICE	\$120,138	\$121,812	\$121,812	\$127,552	\$130,416	Contracted Code Enforcement Officers.
0011532-540011	CAR ALLOWANCE	\$6,000	\$6,000	\$6,000	\$6,000	\$6,000	Car allowance for Code Compliance Supervisor.
0011532-541001	REMOTE ACCESS DEVICE DATA PLAN	\$802	\$960	\$960	\$866	\$960	Data plans for Code Officers field services.
0011532-541010	MOBILE PHONES	\$69	\$120	\$120	\$71	\$0 -	
0011532-546400	ABANDONED PROPERTY MAINTENANCE	\$0	\$1,000	\$1,000	\$0	\$1,000	Boarding up of windows, lawn mowing and clearing of abandoned property.
0011532-549041	CODE ENFORCEMENT LIEN RECORDING	\$5,525	\$7,000	\$7,000	\$4,618	\$7,000	Recording of liens.
0011532-549094	ALARM MONITORING PROGRAM	\$27,732	\$25,000	\$25,000	\$20,051	\$25,000	Cost of third party administration of False Alarm Reduction Program and Collection Agency to recover cost; fully offset by revenues.
0011532-552010	UNIFORMS	\$0	\$300	\$300	\$0	\$300	Uniforms for field personnel.
0011532-554010	EDUCATION & TRAINING	\$510	\$1,500	\$1,500	\$600	\$1,500	FACE training, GIS training and other.
	SUB-TOTAL CODE COMPLIANCE	\$302,672	\$312,054	\$312,053	\$309,262	\$327,049	

QNIP

0011701-571000	QNIP DEBT SERVICE - PRINCIPAL	\$46,607	\$139,302	\$139,302	\$139,302	\$140,019	
0011701-572000	QNIP DEBT SERVICE - INTEREST	\$2,248	\$1,892	\$1,892	\$1,892	\$1,519	
	TOTAL QNIP EXPENDITURES	\$48,855	\$141,194	\$141,194	\$141,194	\$141,538	

ZONING

0012402-512000	REGULAR SALARIES	\$103,548	\$101,598	\$101,598	\$77,889	\$51,802	Salaries Zoning Officials.
0012402-521000	PAYROLL TAXES	\$7,922	\$7,772	\$7,772	\$5,959	\$3,963	Calculated based on 7.65% of salaries.
0012402-522000	FRS RETIREMENT CONTRIBUTION	\$8,125	\$8,612	\$8,612	\$6,872	\$5,192	Rate increase from 8.47% to 10% thru Jul '21.
	SUB-TOTAL ZONING EXPENDITURES	\$119,594	\$117,982	\$117,982	\$90,720	\$60,957	
	TOTAL BUILDING & ZONING EXPENDITURES	\$119,594	\$117,982	\$117,982	\$90,720	\$60,957	

TOWN OF MIAMI LAKES
FY2020-2021 ADOPTED BUDGET
GENERAL FUND EXPENDITURE
Detail by Line Item

ACCOUNT NUMBER	ACCOUNT NAME	FY2018-19 ACTUALS	FY2019-20 ADOPTED BUDGET	FY2019-20 AMENDED BUDGET	FY2019-20 YEAR END PROJECTION	FY2020-21 ADOPTED BUDGET	BUDGET COMMENTS
PARKS & RECREATION							
0017207-512000	REGULAR SALARIES	\$376,274	\$361,248	\$361,248	\$355,023	\$384,210	Current salary and wages for Parks staff.
0017207-514000	OVERTIME	\$338	\$1,000	\$1,000	\$882	\$1,000	Hourly employee overtime required to support events & activities.
0017207-521000	PAYROLL TAXES	\$27,383	\$27,635	\$27,635	\$27,159	\$29,392	Calculated based on 7.65% of salaries.
0017207-522000	FRS RETIREMENT CONTRIBUTION	\$35,702	\$30,623	\$30,623	\$31,324	\$38,510	Rate increase from 8.47% to 10% thru Jul '21.
0017207-523000	HEALTH & LIFE INSURANCE	\$67,915	\$111,790	\$111,790	\$79,450	\$85,327	Includes medical, dental, vision and life.
0017207-523003	HEALTH INSURANCE ALLOWANCE	\$4,878	\$0	\$0	\$0	\$0	-
0017207-523100	WIRELESS STIPEND	\$2,492	\$2,400	\$2,400	\$2,261	\$2,400	Stipend for Director of Parks, Greenspace Superintendent, Arborist, and 2 field operations employees.
0017207-531000	PROFESSIONAL SERVICES	\$25,012	\$0	\$0	\$0	\$0	-
0017207-540000	TRAVEL & PER DIEM	\$1,616	\$1,560	\$1,560	\$955	\$2,500	Mileage reimbursement for Parks staff.
0017207-546010	REPAIR & MAINTENANCE-VEHICLES	\$3,703	\$5,000	\$5,000	\$3,662	\$5,000	Maintenance & repairs of 4 vehicles.
0017207-547000	PRINTING & BINDING	\$1,829	\$0	\$0	\$0	\$0	-
0017207-549093	CREDIT CARD FEES	\$3,485	\$3,000	\$3,000	\$1,483	\$3,000	Includes credit card transaction fees for Parks.
0017207-549200	MISCELLANEOUS EXPENSE	\$540	\$700	\$700	\$642	\$700	Property taxes for Palm Springs N, Sec A (\$200) and Royal Oaks Security Guard Gate (\$500).
0017207-549300	COACHES BACKGROUND CHECK	\$3,990	\$5,000	\$5,000	\$2,360	\$5,000	Background checks for all program coaches, instructors & volunteers.
0017207-549310	CHECK CERTIFICATION CLINIC	\$616	\$2,500	\$2,500	\$1,551	\$2,000	Certification provided by National Alliance of Youth Coaches.
0017207-552020	FUEL & LUBRICANTS	\$2,851	\$4,500	\$4,500	\$1,955	\$4,500	For CLS vehicles.
SUB-TOTAL PARKS SERVICES		\$558,623	\$556,956	\$556,956	\$508,707	\$563,539	
ROYAL OAKS PARK							
0017217-534010	JANITORIAL SERVICES	\$60,240	\$60,880	\$60,880	\$56,535	\$60,880	Custodial services \$4,990 monthly. Additional emergency services of \$1,000.
0017217-534010-CVD19	JANITORIAL SERVICES-COVID19	\$0	\$0	\$0	\$518	\$0	-
0017217-541000	TELEPHONE SERVICES	\$10,417	\$11,000	\$11,000	\$7,200	\$8,000	WiFi (\$5,400) voice calling (\$2,400) and rain out line (\$200).
0017217-543000	UTILITY SERVICES	\$89,813	\$100,000	\$105,600	\$76,293	\$98,257	FPL (\$70,000), Water & Sewer (\$3,000), and Waste removal (\$25,257).
0017217-546000	REPAIR & MAINTENANCE-CONTRACT	\$277,051	\$285,000	\$285,000	\$285,000	\$277,000	Grounds Maintenance Contract \$277,000.
0017217-546003	REPAIR & MAINTENANCE-GROUNDS	\$62,284	\$75,000	\$75,000	\$75,000	\$60,000	General grounds repairs including irrigation, sod, electrical, plumbing and field equipment (\$31,000), Frazee Mowing (\$18,700), Border Fence Repairs (\$10,300).
0017217-546300	REPAIR & MAINTENANCE-FACILITY	\$38,200	\$31,250	\$31,250	\$31,250	\$31,250	Facility repairs including electrical and plumbing (\$11,500), pest control(\$400), air condition (\$2,000), handyman services (\$12,000), fire and burglar alarm signals (\$2,950), AC and light monitoring (\$2,400).
0017217-553090	NON-CAPITAL OUTLAY	\$4,010	\$5,000	\$5,000	\$5,000	\$5,000	Non-capital equipment replacement.
0017217-564000	MACHINERY & EQUIPMENT	\$18,218	\$0	\$0	\$0	\$0	-
SUB-TOTAL ROYAL OAKS PARK		\$560,233	\$568,130	\$573,730	\$536,797	\$540,387	
PICNIC PARK EAST-YOUTH CENTER							
0017227-512000	REGULAR SALARIES	\$0	\$35,805	\$35,805	\$36,333	\$36,878	Current salary and wages.
0017227-521000	PAYROLL TAXES	\$0	\$2,739	\$2,739	\$2,780	\$2,821	Calculated based on 7.65% of salary.
0017227-522000	FRS RETIREMENT CONTRIBUTION	\$0	\$3,035	\$3,035	\$3,206	\$3,696	Rate increase from 8.47% to 10% thru Jul '21.
0017227-523000	HEALTH & LIFE INSURANCE	\$8,847	\$14,452	\$14,452	\$12,542	\$13,911	Includes medical, dental, vision and life.
0017227-523100	WIRELESS STIPEND	\$0	\$0	\$0	\$0	\$0	-
0017227-534010	JANITORIAL SERVICES	\$26,040	\$27,040	\$27,040	\$18,930	\$27,410	Custodial services \$2,170 monthly. Additional emergency services of \$1,000.
0017227-534010-CVD19	JANITORIAL SERVICES-COVID19	\$0	\$0	\$0	\$1,350	\$0	Disinfectant spraying due to Covid19.

**TOWN OF MIAMI LAKES
FY2020-2021 ADOPTED BUDGET
GENERAL FUND EXPENDITURE
Detail by Line Item**

ACCOUNT NUMBER	ACCOUNT NAME	FY2018-19 ACTUALS	FY2019-20 ADOPTED BUDGET	FY2019-20 AMENDED BUDGET	FY2019-20 YEAR END PROJECTION	FY2020-21 ADOPTED BUDGET	BUDGET COMMENTS
0017227-541000	TELEPHONE SERVICES	\$2,870	\$3,500	\$3,500	\$2,881	\$3,200	WIFI services, phones, fire and burglar alarms.
0017227-543000	UTILITY SERVICES	\$12,517	\$13,000	\$16,600	\$13,919	\$16,485	FPL (6,000), water & sewer (\$3,000), and waste removal (\$7,485).
0017227-546000	REPAIR & MAINTENANCE-CONTRACT	\$10,372	\$13,000	\$13,000	\$13,000	\$10,000	Base ground maintenance.
0017227-546003	REPAIR & MAINTENANCE-GROUNDS	\$2,722	\$5,000	\$5,000	\$5,704	\$5,000	General grounds repairs including irrigation, sod, landscape, playground canopy repairs and handyman services.
0017227-546300	REPAIR & MAINTENANCE-FACILITY	\$12,125	\$18,000	\$18,000	\$18,000	\$18,000	Operating costs for facility handyman/general repairs (\$7,640), Electrical (\$3,000), Plumbing (\$3,000), A/C maintenance (\$1,500), pest control (\$360), and Art in Public Places maintenance (\$2,500).
0017227-553090	NON-CAPITAL OUTLAY-PARK IMPROVEMENT	\$0	\$5,000	\$5,000	\$2,509	\$0	
	SUB-TOTAL PICNIC PARK EAST-YOUTH CENTER	\$75,492	\$140,571	\$144,171	\$131,153	\$137,401	
PICNIC PARK WEST - MARY COLLINS COMMUNITY CENTER							
0017237-534010	JANITORIAL SERVICES	\$48,105	\$48,880	\$48,880	\$44,979	\$44,979	Custodial services \$3,990 monthly. Additional emergency services of \$1,000.
0017237-541000	TELEPHONE SERVICES	\$4,370	\$4,920	\$4,920	\$6,005	\$5,700	WIFI services (\$2,500), phones, fire and burglar alarms (\$3,200).
0017237-543000	UTILITY SERVICES	\$24,520	\$23,500	\$30,500	\$27,162	\$35,206	FPL (10,000), water & sewer (\$6,500), and waste removal (\$18,706).
0017237-546000	REPAIR & MAINTENANCE-CONTRACT	\$16,213	\$33,000	\$33,000	\$33,000	\$27,300	Base Grounds Maintenance.
0017237-546003	REPAIR & MAINTENANCE-GROUNDS	\$8,438	\$7,500	\$7,500	\$9,765	\$8,500	General grounds repair, irrigation, sod, landscaping and maintenance, including handyman services.
0017237-546300	REPAIR & MAINTENANCE-FACILITY	\$20,183	\$27,000	\$27,000	\$27,000	\$27,000	General facility repairs and maintenance including plumbing and electrical (\$5,700), handyman services (\$14,000), fire alarm monitoring (\$2,100), pest control (\$400), a/c maintenance and monitoring (\$4,800).
0017237-553090	PARKS IMPROVEMENT - OPERATING	\$1,541	\$15,000	\$18,150	\$18,150	\$2,000	Replacement of playground amenities as needed.
0017237-564000	MACHINERY & EQUIPMENT	\$7,277	\$0	\$0	\$0	\$0	
0017237-569000	PARKS - CAPITAL OUTLAY	\$3,750	\$0	\$0	\$0	\$0	
	SUB-TOTAL PICNIC PARK WEST-MCCC	\$134,398	\$159,800	\$169,950	\$166,061	\$150,685	
MIAMI LAKES OPTIMIST PARK							
0017247-534010	JANITORIAL SERVICES	\$26,762	\$26,200	\$26,200	\$28,421	\$26,200	Custodial services \$2,100 monthly. Additional emergency services of \$1,000.
0017247-541000	TELEPHONE SERVICES	\$5,982	\$7,000	\$7,000	\$6,775	\$7,000	WIFI services (\$3,500), Rain out in (\$200), phones, fire and burglar alarms (\$3,300).
0017247-543000	UTILITY SERVICES	\$67,688	\$76,668	\$84,968	\$75,442	\$119,500	FPL (\$91,500) water & sewer (\$5,000), and waste removal (\$22,500).
0017247-546000	REPAIR & MAINTENANCE-CONTRACT	\$456,079	\$456,000	\$456,000	\$456,000	\$449,005	Base Grounds Maintenance.
0017247-546003	REPAIR & MAINTENANCE-GROUNDS	\$51,237	\$41,500	\$41,500	\$41,500	\$31,500	General grounds repairs including irrigation (\$10,000), sod (\$5,000), electrical and plumbing (10,000) and handyman services (\$5,000), portable toilets (\$1500).
0017247-546300	REPAIR & MAINTENANCE-FACILITY	\$15,432	\$20,000	\$27,500	\$27,500	\$27,500	General facility repairs including handyman services (\$10,000), fire alarm monitoring (\$3,000), a/c maintenance (\$2,400), Art in Public Places maintenance (\$2,585), pest control (\$300).
0017247-548150-SPTHF	SPORTS HALL OF FAME	\$680	\$400	\$400	\$0	\$400	Annual Sports Hall of Fame ceremony.
0017247-553055	MIAMI LAKES PARK MARINA OPERATIONS	\$0	\$500	\$500	\$220	\$500	Bait & tackle.
0017247-553090	MIAMI LAKES PARK/IMPROVEMENTS	\$5,038	\$20,000	\$12,500	\$12,500	\$12,500	Park facility improvements including athletic equipment.
0017247-564000	CAPITAL OUTLAY-MACHINERY & EQUIPMENT	\$5,000	\$0	\$0	\$0	\$0	
	SUB-TOTAL MIAMI LAKES OPTIMIST PARK	\$633,898	\$648,268	\$656,568	\$648,358	\$674,105	

**TOWN OF MIAMI LAKES
FY2020-2021 ADOPTED BUDGET
GENERAL FUND EXPENDITURE
Detail by Line Item**

ACCOUNT NUMBER	ACCOUNT NAME	FY2018-19 ACTUALS	FY2019-20 ADOPTED BUDGET	FY2019-20 AMENDED BUDGET	FY2019-20 YEAR END PROJECTION	FY2020-21 ADOPTED BUDGET	BUDGET COMMENTS
MINI PARKS - POCKET PARKS							
0017257-543000	UTILITY SERVICES	\$33,134	\$31,000	\$31,000	\$30,265	\$33,000	FPL (\$20,000) and Water & Sewer (\$13,000).
0017257-546000	REPAIR & MAINTENANCE-CONTRACT	\$189,744	\$290,000	\$290,000	\$279,715	\$196,450	Grounds maintenance contract (\$124,578), annual wood fiber playground mulch replenishment (\$45,000). Beach Park maintenance contract with SFM (\$25,000).
0017257-546003	REPAIR & MAINTENANCE-GROUNDS	\$25,225	\$64,650	\$64,650	\$67,987	\$56,650	General grounds repairs including irrigation, sod, debris removal and K-9 Cove maintenance (\$43,000), lake maintenance (12,000), handyman services (\$1,000) and pest control (\$650).
0017257-546025	MINI PARKS-TREE TRIMMING	\$19,254	\$27,500	\$27,500	\$27,500	\$20,000	Various contracts to supplement off year of three year trimming cycle.
0017257-555500	FURNITURE & NON CAPITAL OUTLAY	\$1,100	\$5,000	\$5,000	\$5,000	\$5,000	Pocket parks and playground amenities replacement as needed.
SUB-TOTAL MINI PARKS-POCKET PARKS		\$268,455	\$418,150	\$418,150	\$410,467	\$311,100	
BARBARA GOLEMAN							
0017267-546080	BARBARA GOLEMAN MAINTENANCE	\$4,000	\$4,000	\$4,000	\$4,000	\$4,000	Per agreement-Resolution 02-100.
SUB-TOTAL BARBARA GOLEMAN		\$4,000	\$4,000	\$4,000	\$4,000	\$4,000	
TOTAL PARKS - COMMUNITY SERVICES		\$2,235,099	\$2,495,876	\$2,523,525	\$2,405,544	\$2,381,217	
RECREATION SERVICES							
0017907-512000	REGULAR SALARIES	\$184,768	\$151,082	\$151,082	\$148,997	158,955	Current salary and wages.
0017907-521000	PAYROLL TAXES	\$14,693	\$11,558	\$11,558	\$11,398	12,160	Calculated based on 7.65% of salary.
0017907-522000	FRS RETIREMENT CONTRIBUTION	\$15,960	\$12,807	\$12,807	\$12,928	11,183	Rate increase from 8.47% to 10% thru Jul '21.
0017907-523000	HEALTH & LIFE INSURANCE	\$21,009	\$28,903	\$28,903	\$25,084	27,821	Includes medical, dental, vision and life.
0017907-523003	HEALTH INSURANCE ALLOWANCE	\$0	\$0	\$0	\$0	-	Health insurance allowance.
0017907-523100	WIRELESS STIPEND	\$960	\$1,440	\$1,440	\$569	480	Stipend for Leisure Services Manager.
0017907-548202	YOUTH CENTER COMMUNITY PROGRAMS	\$5,665	\$8,000	\$8,000	\$8,000	5,500	Bus transportation for educational and community service opportunity field trips, equipment and supplies for workshops and theme nights, monthly punch card prizes, movie licensing, entry fees, etc., t-shirts, and open house.
0017907-549403	TOWN COMMUNITY PROGRAMS	\$14,411	\$14,890	\$14,890	\$10,000	16,677	Annual recitals (\$4,777), supplies for table tennis, archery, painting showcase & other (\$7,600), arts & craft and fitness for special needs adults (\$2,300), SAFE Flight Program (\$2,000).
SUB-TOTAL RECREATION SERVICES		\$257,466	\$228,680	\$228,680	\$216,976	232,776	
ECONOMIC DEVELOPMENT							
0017937-512000	REGULAR SALARIES	\$0	\$71,158	\$71,158	\$70,658	\$73,293	Current salary and wages for Community and Special Events Coordinator and Part-Time Office Clerk .
0017937-521000	PAYROLL TAXES	\$0	\$5,444	\$5,444	\$5,405	\$5,607	Calculated based on 7.65% of salary.
0017937-522000	FRS RETIREMENT CONTRIBUTION	\$0	\$6,032	\$6,032	\$6,234	\$7,346	Rate increase from 8.47% to 10% thru Jul '21.
0017937-523000	HEALTH & LIFE INSURANCE	\$0	\$9,988	\$9,988	\$9,756	\$10,018	Includes medical, dental, vision and life.
0017937-523100	WIRELESS STIPEND	\$0	\$480	\$480	\$480	\$480	\$480 Stipend for Community & Special Events Coordinator \$40 a month.
0017937-531000	PROFESSIONAL SERVICES	\$45,038	\$3,600	\$3,600	\$2,010	\$3,600	Special Needs Advisory Board Liaison \$3,600.
SUB-TOTAL ECONOMIC DEVELOPMENT		\$45,038	\$96,701	\$96,702	\$94,544	\$100,344	
COMMUNICATIONS							
0017947-512000	REGULAR SALARIES	\$84,209	46,631	\$46,631	\$40,619	\$57,281	Current salary and wages for Part-time Information Specialist & Marketing & Digital Services Specialist.
0017947-521000	PAYROLL TAXES	\$7,123	3,567	\$3,567	\$3,107	\$4,382	Calculated based on 7.65% of salary.
0017947-522000	FRS RETIREMENT CONTRIBUTION	\$8,231	3,953	\$3,953	\$3,584	\$5,741	Rate increase from 8.47% to 10% thru Jul '21.
0017947-523000	HEALTH & LIFE INSURANCE	\$0	\$0	\$0	\$0	\$13,911	-

**TOWN OF MIAMI LAKES
FY2020-2021 ADOPTED BUDGET
GENERAL FUND EXPENDITURE
Detail by Line Item**

ACCOUNT NUMBER	ACCOUNT NAME	FY2018-19 ACTUALS	FY2019-20 ADOPTED BUDGET	FY2019-20 AMENDED BUDGET	FY2019-20 YEAR END PROJECTION	FY2020-21 ADOPTED BUDGET	BUDGET COMMENTS
0017947-523003	HEALTH INSURANCE ALLOWANCE	\$8,893	\$0	\$0	\$0	\$0 -	
0017947-523100	WIRELESS STIPEND	\$498	\$0	\$0	\$0	\$0 -	
0017947-541300	SOCIAL MEDIA PLAN	\$16,449	\$14,500	\$14,500	\$14,500	\$14,500	Social Media management and optimization platform, video producer, Facebook, Instagram ads, and live-streaming service.
SUB-TOTAL COMMUNICATIONS		\$125,403	\$68,651	\$68,651	\$61,811	\$95,815	
SPECIAL EVENTS							
0017957-512000	REGULAR SALARIES	\$89,738	\$89,738	\$89,738	\$91,063	\$92,435	Director's current salary and wages.
0017957-521000	PAYROLL TAXES	\$6,258	\$6,865	\$6,865	\$6,966	\$7,071	Calculated based on 7.65% of salary.
0017957-522000	FRS RETIREMENT CONTRIBUTION	\$7,449	\$7,607	\$7,607	\$8,035	\$9,265	Rate increase from 8.47% to 10% thru Jul '21.
0017957-523000	HEALTH & LIFE INSURANCE	\$14,606	\$16,282	\$16,282	\$17,093	\$18,351	Includes medical, dental, vision and life.
0017957-523003	HEALTH INSURANCE ALLOWANCE	\$0	\$0	\$0	\$0	\$0 -	
0017957-523100	WIRELESS STIPEND	\$480	\$480	\$480	\$480	\$480	Stipend for Community Outreach & Engagement Director \$40 a month.
0017957-548160	VOLUNTEER APPRECIATION	\$2,550	\$0	\$0	\$0	\$0 -	
0017957-549418	SPECIAL EVENTS VETERANS DAY	\$10,089	\$6,000	\$6,000	\$15,130	\$6,000	Veterans Day Parade.
0017957-549421	SPECIAL EVENTS 4TH JULY	\$25,000	\$30,000	\$30,000	\$30,000	\$30,000	Fireworks and barge.
0017957-549422	TOWN ANNIVERSARY	\$0	\$0	\$0	\$0	\$15,000	Celebratory event to kick off the Town's 20th Anniversary.
0017957-549429	OTHER EVENTS	\$9,077	\$10,000	\$10,000	\$10,000	\$10,000	Culinary Bike Tour.
SUB-TOTAL SPECIAL EVENTS		\$165,247	\$166,972	\$166,972	\$178,767	\$188,602	
COMMITTEES							
NEIGHBORHOOD IMPROVEMENT COMMITTEE							
0017447-548159	AWARD-BEAUTIFICATION AWARDS	\$1,442	\$750	\$750	\$750	\$750	
0017447-548159	HOA-QUARTERLY MEETINGS	\$230	\$200	\$200	\$200	\$200	
0017447-548159	LAKE-LAKE AWARENESS MONTH	\$0	\$200	\$200	\$0	\$200	
0017447-548159	PEDES-PEDESTRIAN & BIKE INITIATIVES	\$6,963	\$5,500	\$5,500	\$5,500	\$5,500	
0017447-548159	PROJ-COMMUNITY PROJECTS/HOME IMPROVEMENT	\$628	\$0	\$0	\$0	\$0 -	
TOTAL NEIGHBORHOOD IMPROVEMENT COMMITTEE		\$9,263	\$6,650	\$6,650	\$6,450	\$6,650	
CULTURAL AFFAIRS COMMITTEE							
0017307-548151	CULTURAL AFFAIRS COMMITTEE	\$1,367	\$0	\$0	\$0	\$0 -	
0017307-548151	BASEL-ART BASEL MIAMI LAKES	\$768	\$500	\$500	\$482	\$500	
0017307-548151	BLACK-BLACK HISTORY MONTH CONCERT	\$3,396	\$3,000	\$3,766	\$3,767	\$3,000	
0017307-548151	BOOK-BOOK READING	\$723	\$750	\$750	\$738	\$750	
0017307-548151	COF-CONCERT ON THE FAIRWAY	\$22,367	\$10,500	\$7,831	\$4,831	\$10,500	
0017307-548151	CON-CONCERTS	\$4,250	\$5,000	\$5,000	\$5,000	\$5,000	
0017307-548151	FOUR-FOURTH OF JULY	\$13,761	\$11,000	\$11,000	\$8,317	\$11,000	
0017307-548151	FT-FISHING TOURNAMENT	\$426	\$500	\$500	\$902	\$500	
0017307-548151	HISP-HISPANIC HERITAGE	\$3,717	\$3,000	\$3,235	\$3,235	\$3,000	
0017307-548151	MISC-MISCELLANEOUS EXPENSES	\$0	\$0	\$0	\$3,500	\$0 -	
0017307-548151	MLK-MARTIN LUTHER KING EVENT	\$1,055	\$0	\$0	\$0	\$375	
0017307-548151	S FLI-SPRING FLING(PAINT A PICTURE)	\$148	\$750	\$1,450	\$1,848	\$375	
0017307-548151	SCOT-SCOTTISH AMERICAN HERITAGE MONTH	\$1,600	\$0	\$0	\$0	\$0 -	
0017307-548151	WOMEN-WOMEN HISTORY MONTH	\$2,848	\$2,000	\$2,968	\$3,786	\$2,000	
TOTAL CULTURAL AFFAIRS COMMITTEE		\$56,426	\$37,000	\$37,000	\$36,406	\$37,000	

TOWN OF MIAMI LAKES
FY2020-2021 ADOPTED BUDGET
GENERAL FUND EXPENDITURE
Detail by Line Item

ACCOUNT NUMBER	ACCOUNT NAME	FY2018-19 ACTUALS	FY2019-20 ADOPTED BUDGET	FY2019-20 AMENDED BUDGET	FY2019-20 YEAR END PROJECTION	FY2020-21 ADOPTED BUDGET	BUDGET COMMENTS
ECONOMIC DEVELOPMENT COMMITTEE							
0017457-549200	ECODV-MISCELLANEOUS EXPENSES	\$0	\$0	\$0	\$0	\$7,000	
0017457-549200	MARKE-MARKETING MATERIALS	\$5,333	\$10,000	\$10,000	\$9,402	\$10,000	
0017457-549200	ML CH-CHAMBER EXPO	\$10,000	\$10,000	\$10,000	\$10,000	\$0 -	
0017457-549200	REALT-REALTOR EVENTS	\$2,790	\$0	\$0	\$0	\$0 -	
0017457-549200	SMNRS-SEMINARS	\$0	\$0	\$0	\$2,750	\$0 -	
TOTAL ECONOMIC DEVELOPMENT COMMITTEE		\$18,123	\$20,000	\$20,000	\$22,152	\$17,000	
EDUCATION ADVISORY BOARD							
0017407-548156	APLAN-AP LANGUAGE ARTS PROGRAM	\$26,000	\$26,500	\$26,500	\$26,500	\$26,500	
0017407-548156	EVENT-TOWN EVENTS	\$1,337	\$1,000	\$1,000	\$231	\$1,000	
0017407-548156	FRIEN-FRIENDS OF THE LIBRARY	\$4,000	\$4,000	\$4,000	\$4,000	\$4,000	
0017407-548156	IMAG-IMAGINATION LIBRARY	\$3,483	\$4,000	\$4,000	\$4,000	\$4,000	
0017407-548156	SAT-SAT/ACT PREP COURSES	\$11,003	\$0	\$0	\$0	\$0 -	
0017407-548156	STEM-ELECTIVE COURSES	\$10,000	\$10,000	\$10,000	\$10,000	\$10,000	
0017407-548156	TECH-TECHNOLOGY & MEDIA	\$12,000	\$0	\$0	\$0	\$0 -	
TOTAL EDUCATIONAL ADVISORY BOARD		\$67,823	\$45,500	\$45,500	\$44,731	\$45,500	
ELDERLY AFFAIRS COMMITTEE							
0017417-548150	ELDERLY AFFAIRS COMMITTEE	\$0	\$0	\$0	\$0	\$0 -	
0017417-548150	BEEFR-TRANSPORTATION BEE FREE (SAT & SUN)	\$2,184	\$2,500	\$2,500	\$2,500	\$2,500	
0017417-548150	BOXIN-ROCK STEADY BOXING	\$0	\$2,500	\$2,500	\$2,500	\$2,500	
0017417-548150	DOMT-DOMINO TOURNAMENT	\$4,700	\$0	\$0	\$528	\$0 -	
0017417-548150	FORU-COMMUNITY FORUMS	\$2,670	\$1,000	\$1,000	\$1,039	\$1,000	
0017417-548150	HF-EAC-HEALTH FAIR	\$4,596	\$500	\$500	\$3,872	\$500	
0017417-548150	METET-MEET & EAT	\$14,269	\$7,000	\$7,000	\$16,006	\$7,000	
0017417-548150	MISC-MISCELLANEOUS EXPENSE	\$956	\$500	\$500	\$500	\$500	
0017417-548150	SENIO-SENIOR FIELD TRIP	\$6,876	\$6,000	\$6,000	\$0	\$6,000	
0017417-548150	SG-SENIOR GAMES	\$0	\$0	\$0	\$0	\$0 -	
0017417-548150	SS-SENIOR SOCIAL	\$15,610	\$12,000	\$12,000	\$8,994	\$12,000	
TOTAL ELDERLY AFFAIRS COMMITTEE		\$65,102	\$42,000	\$32,000	\$35,939	\$32,000	
YOUTH ACTIVITIES TASK FORCE							
0017427-548154	BR-BICYCLE RODEO	\$5,451	\$5,000	\$61	\$61	\$5,000	
0017427-548154	HHH-HALLOWEEN HAUNTED HOUSE	\$25,967	\$15,000	\$15,000	\$22,077	\$15,000	
0017427-548154	ICE-ICE CREAM SOCIAL	\$5,939	\$500	\$500	\$0	\$500	
0017427-548154	JUST-JUST RUN	\$476	\$1,000	\$1,000	\$0	\$1,000	
0017427-548154	MISC-MISCELLANEOUS EXPENSE	\$0	\$0	\$0	\$0	\$0 -	
0017427-548154	MP-MOVIES IN THE PARK	\$8,856	\$7,500	\$14,406	\$14,406	\$7,500	
0017427-548154	SPORT-SPORTS PALOOZA/PRO SPORTS DAY	\$0	\$0	\$0	\$0	\$0 -	
0017427-548154	SPRIN-SPRING FLING	\$13,293	\$7,000	\$5,033	\$5,033	\$7,000	
0017427-548154	SUM-SUMMER YOUTH EMPLOYMENT INITIATIVE	\$113	\$150	\$150	\$0	\$150	
0017427-548154	WINTR-WINTERFEST	\$0	\$0	\$0	\$0	\$0 -	
TOTAL YOUTH ACTIVITIES TASK FORCE		\$60,095	\$36,150	\$36,150	\$41,577	\$36,150	

TOWN OF MIAMI LAKES
FY2020-2021 ADOPTED BUDGET
GENERAL FUND EXPENDITURE
Detail by Line Item

ACCOUNT NUMBER	ACCOUNT NAME	FY2018-19 ACTUALS	FY2019-20 ADOPTED BUDGET	FY2019-20 AMENDED BUDGET	FY2019-20 YEAR END PROJECTION	FY2020-21 ADOPTED BUDGET	BUDGET COMMENTS
PUBLIC SAFETY COMMITTEE							
0012122-548157	BANN-BANNERS	\$0	\$0	\$0	\$0	\$200	
0012122-548157	BRKF-POLICE APPRECIATION BREAKFAST	\$2,362	\$1,500	\$801	\$0	\$2,000	
0012122-548157	CERT-TRAINING (CPR, AED, CERT, SELF-DEFENSE)	\$0	\$250	\$250	\$0	\$0 -	
0012122-548157	EDMAT-EDUCATIONAL MATERIALS	\$65	\$250	\$949	\$949	\$100	
0012122-548157	SHIRT-SHIRTS & SUPPLIES	\$436	\$300	\$300	\$0	\$0 -	
	TOTAL PUBLIC SAFETY COMMITTEE	\$2,863	\$2,300	\$2,300	\$949	\$2,300	
VETERANS AFFAIRS COMMITTEE							
0017437-548158	SKRUN-VETERAN 5K RUN	\$30,100	\$0	\$0	\$18,848	\$0 -	
0017437-548158	VETERANS AFFAIRS COMMITTEE	\$0	\$0	\$0	\$20	\$0 -	
0017437-548158	CARE-CARE PACKAGE DRIVE	\$0	\$500	\$500	\$325	\$500	
0017437-548158	ML VE-MEMORIAL HONOR FUND	\$0	\$250	\$250	\$0	\$250	
0017437-548158	MTB-MILITARY TRIBUTE BANNER	\$6,775	\$2,500	\$2,500	\$10,666	\$2,500	
0017437-548158	ODARK-VETERNAS AFFAIRS	\$1,657	\$0	\$0	\$0	\$0 -	
0017437-548158	PLAQU-PURCH TREES W/PLAQUES	\$849	\$1,000	\$1,000	\$0	\$1,000	
0017437-548158	V COM-VETERANS COMMITTEE SHIRTS	\$0	\$250	\$250	\$0	\$250	
	TOTAL VETERANS AFFAIRS COMMITTEE	\$39,382	\$4,500	\$4,500	\$29,859	\$4,500	
SPECIAL NEEDS ADVISORY BOARD							
0017467-548162	SPECIAL NEEDS ADVISORY BOARD	\$0	\$0	\$41,814	\$41,814	\$0 -	
	TOTAL SPECIAL NEEDS ADVISORY BOARD	\$0	\$0	\$41,814	\$41,814	\$0	
	TOTAL COMMITTEES EXPENDITURES	\$319,077	\$194,100	\$225,914	\$259,877	\$181,100	
	TOTAL COMMUNITY OUTREACH & ENGAGEMENT EXPENDITURES	\$912,230	\$755,104	\$786,919	\$811,974	\$798,637	
PUBLIC WORKS							
0014104-512000	REGULAR SALARIES	\$175,401	\$145,808	\$145,808	\$133,585	\$148,063	Current salary and wages for PW Coordinator, and 50% funding for PW Director and PW Engineer.
0014104-514000	OVERTIME	\$52	\$0	\$0	\$0	\$0 -	
0014104-521000	PAYROLL TAXES	\$13,325	\$11,154	\$11,154	\$10,219	\$11,327	Calculated based on 7.65% of salaries.
0014104-522000	FRS RETIREMENT CONTRIBUTION	\$15,631	\$12,360	\$12,360	\$11,786	\$14,840	Rate increase from 8.47% to 10% thru Jul '21.
0014104-523000	HEALTH & LIFE INSURANCE	\$5,507	\$23,946	\$23,946	\$18,373	\$32,751	Includes medical, dental, vision and life.
0014104-523003	HEALTH INSURANCE ALLOWANCE	\$13,433	\$0	\$0	\$0	\$0 -	
0014104-523100	WIRELESS STIPEND	\$794	\$480	\$480	\$960	\$960	Stipend for PW Director and PW Engineer.
0014104-531000	PROFESSIONAL SERVICES	\$0	\$0	\$0	\$0	\$0 -	
0014104-531300	TOWN ENGINEER	\$0	\$15,000	\$15,000	\$15,270	\$15,000	Town wide projects, technical assistance, and inspection support, as needed.
0014104-534110	PERMITS PLAN REVIEW	\$16,884	\$35,000	\$35,000	\$35,000	\$25,000	Independent Contractor for plans review and inspections. Offset by PW Permit revenues.
0014104-546000	REPAIR & MAINTENANCE-STREET LIGHTS	\$67,786	\$70,000	\$70,000	\$69,914	\$72,000	Maintenance and repairs of street lights not owned by FPL.
0014104-546010	REPAIR & MAINTENANCE-VEHICLES	\$3,798	\$4,000	\$4,000	\$1,514	\$4,000	Maintenance for 2 PW vehicles.
0014104-549141	UNDERGROUND UTILITY LOCATION	\$24,041	\$33,353	\$33,353	\$33,000	\$33,353	Underground utility markings: High Tech (\$31,200), Sunshine state one call (\$2,153).
0014104-549200	MISCELLANEOUS EXPENSE	\$9	\$3,000	\$3,000	\$2,346	\$0	Holiday banners and other PW miscellaneous items.
0014104-552000	OPERATING SUPPLIES	\$1,109	\$3,000	\$3,000	\$2,260	\$3,000	Banners, chlorine, tools, materials for field work.
0014104-552020	FUEL & LUBRICANTS	\$2,705	\$3,000	\$3,000	\$3,146	\$3,000	Fuel and lubricants for 2 PW vehicles.
0014104-555500	FURN & EQUIP NON CAPITAL	\$1,891	\$2,000	\$2,000	\$2,000	\$2,000	Signage, barricades and other PW equipment.
	SUB-TOTAL PUBLIC WORKS ADMINISTRATION	\$342,366	\$362,102	\$362,101	\$339,373	\$365,294	

**TOWN OF MIAMI LAKES
FY2020-2021 ADOPTED BUDGET
GENERAL FUND EXPENDITURE
Detail by Line Item**

ACCOUNT NUMBER	ACCOUNT NAME	FY2018-19 ACTUALS	FY2019-20 ADOPTED BUDGET	FY2019-20 AMENDED BUDGET	FY2019-20 YEAR END PROJECTION	FY2020-21 ADOPTED BUDGET	BUDGET COMMENTS
PUBLIC WORKS-GREEN SPACE							
0014124-543010	RIGHT-OF-WAY ELECTRICITY	8,212	\$7,000	\$7,000	\$7,512	\$8,300	Electricity for entrance features, fountains and pumps.
0014124-543020	UTILITY-WATER	46,763	\$42,000	\$42,000	\$32,094	\$42,000	Water & Sewer utility expense.
0014124-546000	REPAIR & MAINTENANCE	\$393,569	\$515,819	\$515,819	\$493,267	\$479,269	Grounds (\$235,635), FDOT ROW (\$23,900), Flowers, landscape beds and cul-de-sac (\$58,884), litter, debris and doggie stations (\$122,000), miscellaneous repairs including plumbing, electrical and handyman services (\$15,000). Enhanced services - FDOT 6 supplemental cycles (\$7,950) and FDOT 18 cycles on Palmetto Circle (\$15,900).
0014124-546001	PUBLIC WORK ENTRY MAINTENANCE	3,449	\$2,800	\$2,800	\$2,800	\$2,800	Includes maintenance and painting of entrance features at 154th and 87th Avenues.
0014124-546002	EXTERMINATION SERVICES	\$2,575	\$3,000	\$3,000	\$5,940	\$4,000	Extermination of rodents, bees, dead animals, etc.
0014124-546020	PW TREE REMOVAL	28,498	\$30,000	\$30,000	\$33,730	\$30,000	Removal of invasive, hazardous or dead trees.
0014124-546025	TREE TRIMMING	190,020	\$262,879	\$262,879	\$258,788	\$181,731	Per contract based on 3 year cycle of 4,738 per cycle.
0014124-546030	NEW TREE PLANTING	54,281	\$55,000	\$55,000	\$61,308	\$55,000	Tree Planting.
SUB-TOTAL PUBLIC WORKS-GREEN SPACE		\$727,366	\$918,498	\$918,498	\$895,439	\$803,100	
TOTAL PUBLIC WORKS EXPENDITURES		\$1,069,732	\$1,280,600	\$1,280,599	\$1,234,812	\$1,168,394	
NON-DEPARTMENTAL							
0011371-549002	CONTINGENCY RESERVE	\$0	\$0	\$0	\$0	\$0	-
0011371-581000	RESERVE FOR COMMITTEES FUTURE DONATIONS	\$0	\$40,000	\$40,000	\$0	\$40,000	Reserves offset by donations/contributions.
0011371-581001	RESERVE FOR LITIGATION/SETTLEMENT	\$0	\$342,500	\$198,700	\$0	\$198,700	Reserve for Pizzi vs Town of Miami Lakes legal fee settlement.
0011371-593490	SPECIAL ITEM, FEMA REIMB	\$9,722	\$0	\$0	\$0	\$0	-
TOTAL NON-DEPARTMENTAL EXPENDITURES		\$9,722	\$382,500	\$238,700	\$0	\$238,700	
TOTAL GENERAL FUND EXPENDITURES		\$17,376,869	\$17,359,992	\$17,638,203	\$17,048,877	\$17,358,562	



Special Revenue Funds

Transportation Gas Tax
Transit – (PTP 20%)
Tree Ordinance – Black Olive Removal
Peoples’ Transportation Plan (PTP 80%)
Mobility Fee Trust Account
Special Revenues - Other
Impact Fees Fund
Building Department Fund
Neighborhood Service Districts
Disaster Fund

Town of Miami Lakes FY 2020-21 Adopted Budget

Special Revenue Fund Detail

Special Revenue Funds are established to account for revenues that are restricted by statute or ordinance for a specific purpose.

Local Option Gas Tax

Pursuant to Florida Statute 336.025(1)(a), the Local Option Gas tax is derived from the six (6) cents tax imposed by Miami-Dade County on every gallon of motor and diesel fuel sold in the county. For FY 2020-21, the Town anticipates receiving approximately \$341,894 with a carryforward fund balance of \$34,828, for a total budget of \$376,722.

The funds are restricted for transportation related activities which includes sidewalk replacement (\$175,722) and pressure cleaning (\$60,000), road system maintenance (\$80,000), ADA compliance of our public rights-of-way (\$25,000), pothole repairs (\$20,000), signage replacement and striping of crosswalks (\$16,000). This budget has \$0 in reserves.

Performance Measures

The principal measures of performance for Gas Tax funding are the square footage of sidewalks pressure cleaned, and the cumulative number of potholes/sinkholes and street signs repaired.

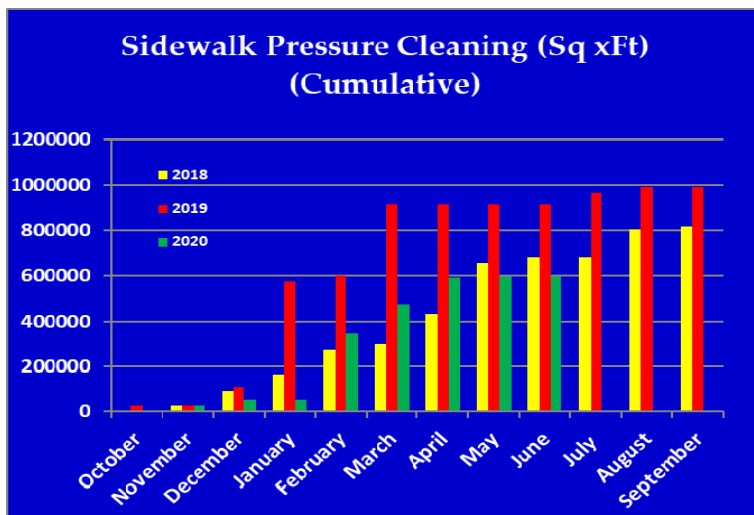


Fig.1: Cumulative number of sidewalks pressure cleaned in FY20 as of the 3rd quarter was 597,743 sq. ft. Areas cleaned include the Town's major corridors such as Miami Lakeway N and S, NW 82nd Avenue, Fairway Drive, Main Street, and the underpass at NW 154th Street.

Town of Miami Lakes FY 2020-21 Adopted Budget

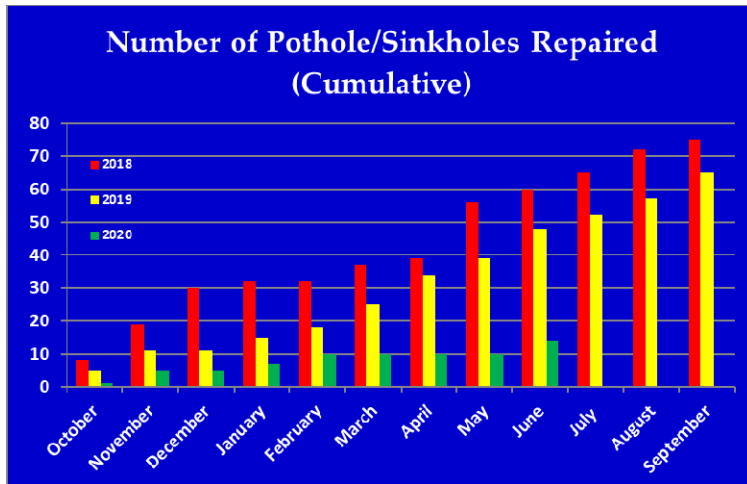


Fig.2: The number of pothole/sinkholes repaired at the end of the 3rd quarter of FY20 was 14. Potholes typically develop in wet and mucky conditions. This measure has decreased significantly from 2018 due to the completion of roadway resurfacing and drainage projects, and the department’s proactive inspections.



Fig.3: Signs are repaired when damaged or fading. The increase in FY18 is because of the effects of Hurricane Irma. A total of 19 street signs have been repaired as at the end of the 3rd quarter of FY20.

People’s Transportation Plan

Pursuant to Florida Statute 212.055 (1) Miami-Dade County levies a half-cent discretionary sales surtax on sales, use, rentals, admissions, and other transactions as specified in the Statute. The Citizen’s Independent Transportation Trust (CITT) administers, collects, and distributes the surtax proceeds to the municipalities. The Town anticipates receiving \$1,469,661 for FY 2020-21. People’s Transportation Plan funds are allocated and restricted to 80% transportation activities (\$1,026,708) and 20% transit activities (\$442,953).

The People’s Transportation Plan (PTP 80%) total budget for FY 2020-21 is \$1,026,708; this includes the 80% share of revenues (\$1,017,066), interest income (\$5,000) and prior year carry-over funds (\$4,642). Funds are allocated for street lighting utilities (\$250,000), traffic studies related to the implementation of projects (\$41,589), maintenance of our greenway bike paths (\$7,996) and staffing at 50% of cost to manage the program (\$102,123). This budget also includes transfers to the Capital Projects Fund for transportation related improvement projects including NW 59th Avenue Roadway

Town of Miami Lakes FY 2020-21 Adopted Budget

Extension project (\$425,000), Streetlight Improvement project (\$100,000) and funding for the 83rd Place Roadway & Drainage project (\$100,000). This Fund has \$0 in reserves.

Performance Measures

The principal measure of performance for PTP 80% funded activities is the percentage of streetlights working.

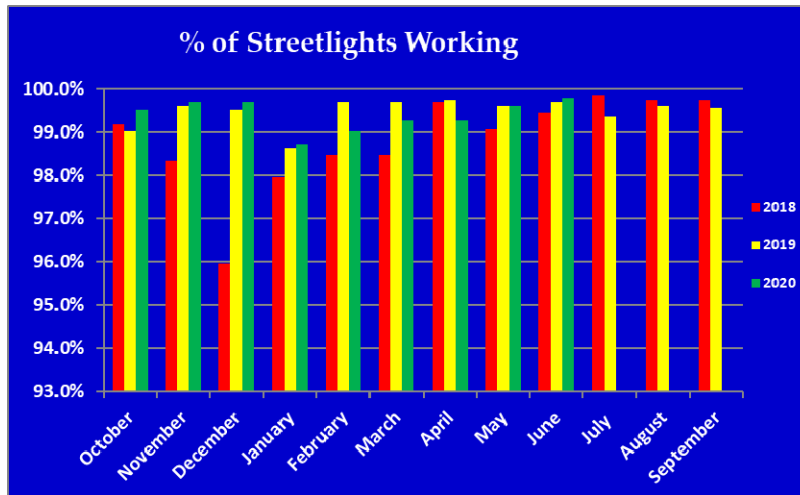


Fig.4: There are currently 2,047 streetlights in Miami Lakes of which 915 are owned by the Town. Over the 3rd quarter of FY20, approximately 99.8% of streetlights were working. The Town continues to work with FPL to enhance the quality of service being provided to our residents.

Transit

As mentioned above, at least 20% of the half-cent sales discretionary surtax proceeds are to be used specifically for transit related operations. The total budget for FY 2020-21 is \$442,953 which includes the 20% PTP share of \$261,139 Freebee advertisement \$17,500, Freebee Public Transportation Grant \$128,798 and \$35,516 in prior year carry-over funds.

The Town's two circulator buses (the 'Moover') were launched in July 2012 to provide safe and efficient transportation service to the community and to ensure the availability of public transportation service to the public via a fixed route system. In May 2018, the Miami-Dade County Board of Commissioner's passed an amendment to the Citizens Independent Transportation Trust (CITT) ordinance to allow the use of on-demand transportation services as a PTP eligible expense effective November 2018. This has allowed the Town to convert the Moover circulator service to an on-demand/flex route to provide point to point public transportation through the Town of Miami Lakes.

In April of 2019, the Moover service was discontinued and replaced with the use of the Freebee service. Currently the service operates 3 vehicles however beginning January 2021 with grant funding, this service will operate an additional vehicle for a total of four vehicles running 7 days per week and is funded at \$349,617 for FY 2020-21. The budget

Town of Miami Lakes FY 2020-21 Adopted Budget

also provides for insurance of 23 bus shelters and bus stop signs (\$31,509) and staffing at 50% of cost to manage the program (\$61,827). This Fund has \$0 in reserves.

Performance Measures

The principal measure of performance for Transit Surtax (PTP 20%) funded function is ridership.

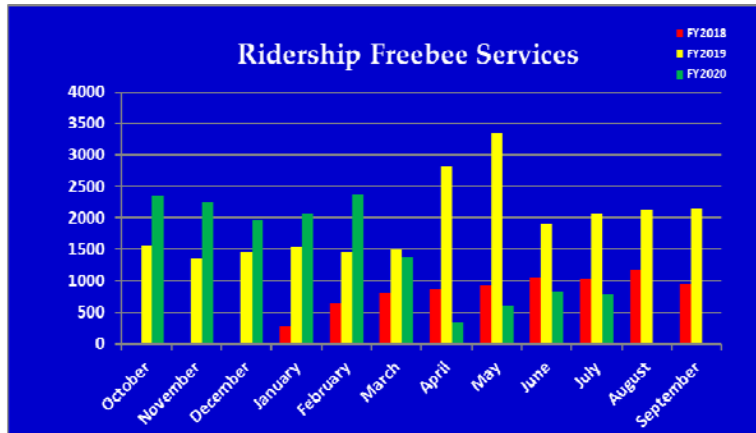


Fig.5: Cumulative number of passengers for Freebee service at the end of 3rd quarter is 14,942.

Tree Removal Program

To conserve, promote, protect, restore, and improve the tree canopy of the Town, Ordinance No. 12-151 requires a permit for tree removals. Black olive trees in the Town are a nuisance and the Town has a 15-year replacement program for the removal of these trees in phases to mitigate the impact to the tree canopy. The approach is to remove trees designated to be dead, critical or in poor condition first, and then proceed to those trees that are in fair condition. Residents can expedite the removal of a tree that is in fair condition by opting for the Expedited Tree Removal Program.

In FY 2020-21, revenues from the program are estimated at \$10,000 with a carryforward fund balance of \$69,342, for a total budget of \$79,342 to offset the cost of removing and replacing those trees. To fully fund the 15-year replacement plan, the program would need to be funded at approximately \$85,000 per year.

Mobility Fee Trust Account Fund

Ordinance No. 16-192 establishes a mobility fee that will fund multi-modal transportation improvements and encourage development that better mitigate impacts on the transportation system, in lieu of the traditional transportation concurrency fee. The fee is applied to land development projects for the establishment of a land use or change of a land use, that apply for a building permit

Town of Miami Lakes FY 2020-21 Adopted Budget

and/or certificate of use and is restricted for infrastructure capital improvements and improving the multimodal network included in the Town's Capital Improvement Element (CIE) of the Comprehensive Plan. The fee is calculated as outlined in the Mobility Fee Ordinance, paid directly to the Town, and deposited to a Mobility Fee Trust Account Fund.

For FY 2020-21 revenues are estimated at \$267,000 from the Automall and Kislak building developments, and a carryforward balance of \$28,222, totaling \$295,222. Funds will be allocated and transferred to the Transportation Capital Projects Fund for the 59th Avenue Roadway Extension project (\$100,000) and the remaining funds (\$195,222) will be reserved for future transportation projects.

Special Revenues - Other

This sub-fund includes a one-time contribution of \$300,000 from the Lennar Development that was received in FY 2016 and restricted for educational projects and programs, per agreement. In FY2019 the Lucida development paid \$199,000 for Large Park (in lieu of) restricted for the acquisition or improvement of a new large park land, as well as \$200,000 Greenway (in lieu of) funds which are restricted for pedestrian and bicycle infrastructure along the Northern Portion of 79th Court. The FY 2020-21 Budget is \$699,885 which are reserved for future projects and programs.

Impact Fees Fund

Pursuant to Section 163.31801 of the Florida Statute, impact fees are an important source of revenue for a local government to use in funding the infrastructure necessitated by new growth. Impact fees are paid by developers to offset the cost to adequately serve the impacts and demands of new development. Two types of Impact Fees, Parks and Public Safety, are collected by Miami-Dade County on behalf of the Town and the revenues are captured in the Impact Fee Fund to fund capital improvements, capital facility and capital equipment attributable to new developments.

Parks Impact Fees are collected: 1) to offset the impact of residential development on park open space, and 2) to address the need for improvements to local park property.

- 1) Open Space – No impact fee revenues from new developments are anticipated for FY 2020-21 however, a carryforward fund balance of \$1,101,896 is reserved for future projects.
- 2) Improvements – No impact fee revenues from new developments are anticipated for FY 2020-21 however, a carryforward fund balance of \$258,661 is budgeted. Funds are allocated and transferred to the Capital Projects Fund for the interior

Town of Miami Lakes FY 2020-21 Adopted Budget

buildout of a 6,000 square foot shell for a senior community center building (\$250,000) and the difference of \$8,661 is reserved for future projects.

Public Safety (Police) Impact Fees are intended to offset the cost of additional capital resources required to maintain adequate police protection for the existing population and to accommodate projected population growth due to new development. Revenues for FY 2020-21 are estimated at \$205,000 from new developments including the Automall and the Kislak building development, and a carryforward fund balance of \$60,630 for a total budget of \$265,630 and is reserved for future public safety projects.

In lieu of payment of Road Impact Fees, Miami-Dade County approved for Town Center Developer to contribute towards the widening of NW 67th Avenue at the Palmetto (\$547,268). As per agreement with the developer, 50% of the contract was paid in FY2019, and the remaining \$273,634 due in FY2020. A sub-fund **Road Impact Fees (Contribution in Lieu of)** was created to account for the contribution with a transfer to the Capital Projects Fund to record the expenses of this project which is currently underway. No impact fee revenues from new developments are anticipated for FY 2020-21.

Building Department Fund

The Building Department safeguards public health, safety and general welfare through the administration and enforcement of the Florida Building Code

to ensure the highest level of building code compliance. The Department performs plans review for all commercial and residential construction, mandatory inspections for all phases of construction to ensure compliance with building safety regulations, collects permit fees and issues permits for residential and commercial construction, issues Certificates of Completion, Certificates of Occupancy and Business Tax Receipts. Per State Statute, fees generated by the Building Department are restricted for building permitting and inspection activities. In FY 2016-17, the Building department activities were separated from the General Fund, and a new Building Department Fund created to more accurately account for the receipts of building permit fees, related revenues, and expenditures. Zoning function revenues and expenses, as well as Business Tax Receipt revenues and expenditures remain in the General Fund as these functions are not regulated by the Florida Building Code.

The FY 2020-21 Budget for the Building Department Fund totals \$3,541,374 in revenues, an overall decrease of \$590,593 or 14.29% compared to the FY 2019-20 Amended Budget. Revenues include \$1,230,000 in building permit fees, technology fee of \$123,000, building permit violation fee, lost plans, and interest income \$55,000 and a carryforward fund balance of \$2,133,374.

Town of Miami Lakes FY 2020-21 Adopted Budget

The operating cost for FY 2020-21 is \$2,189,542 and includes 13.5 FTEs, contractual services for building inspection and plans review in support of new residential construction, licensing, and support of the Building permitting software TRAKiT, credit card transaction fees, and other miscellaneous expenses. The budget includes \$72,780 in capital expenditure, as well as reimbursement of \$263,460 to the General Fund for administrative support provided by the General Fund. This Fund has a reserve of \$925,952 and is expected to decrease as the new developments progress through the permitting process over the next several years.

Performance Measures

The principal measures of performance for the Building Department Fund are the number of building permits issued, the amount of fees collected and the number of inspections conducted. There are other key measures that the Town monitors internally, such as the turn-around time for permit review to ensure that all inspections are performed within 24 hours of being requested.

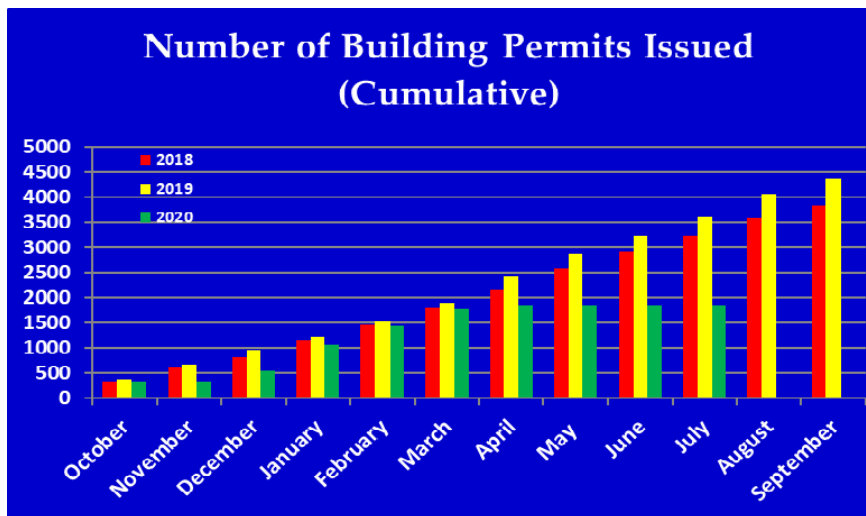


Fig.6: Cumulative number of Building Permits issued in FY20 at end of 3rd quarter has reached 1,837.

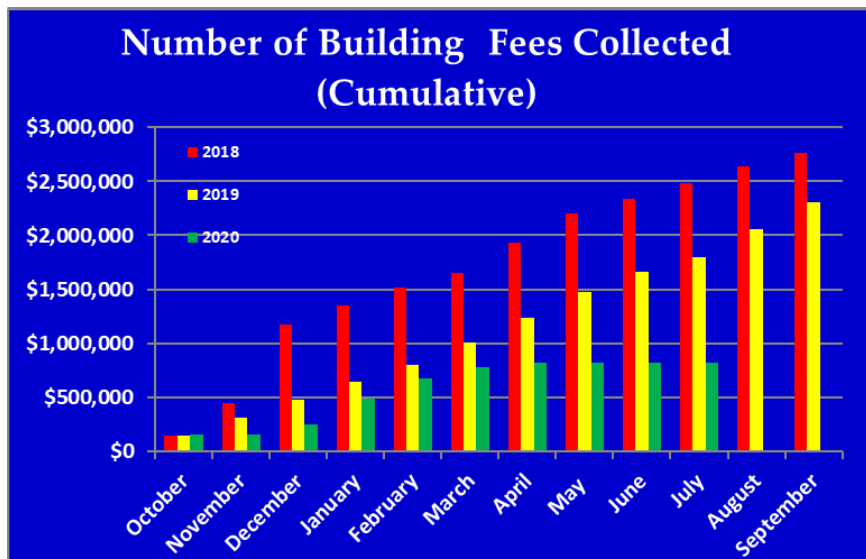


Fig.7: Cumulative amount of Building Permit Fees collected totals \$817,109 in FY20 as at 3rd quarter, which is slightly lower than FY19.

Town of Miami Lakes FY 2020-21 Adopted Budget

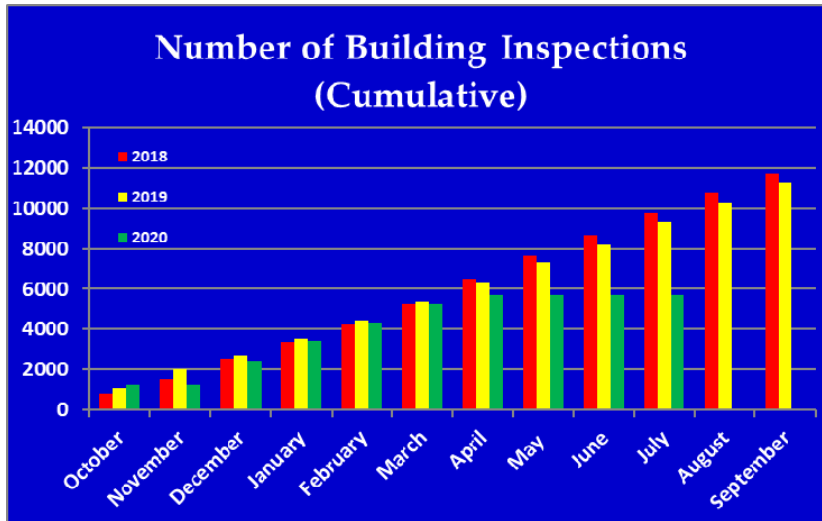


Fig.8: The cumulative number of Building Inspections performed in FY20 as at 3rd quarter. A total of 5,732 inspections was conducted thus far, and the Building Department continues to work diligently to provide excellent service while keeping up with the increased number of requests.

Neighborhood Service Districts

In 2014, Town residents who were living within the neighborhood service districts formerly known as the special taxing districts in the Town of Miami Lakes expressed interest in transferring these services to the Town with the goal of receiving hometown services. On November 8, 2016, Miami-Dade County voters approved a Charter Amendment authorizing a municipality to act as the governing body for these districts within their municipalities. Once the amendment was approved, the residents of the six districts within the Town presented a petition to be transferred from the County, and the Town Council approved the request on September 5, 2017. On January 21, 2018, elections within the districts’ boundaries were conducted via mail-in ballot. All six districts received a majority vote ratifying the transfer to the Town. The Town organized public meetings with the resident of each district to discuss preferred level of services and the preliminary rates.

The Neighborhood Service Districts sub-fund of the Special Revenue Fund was created to account for the cost to provide public improvements and special services through a non-ad valorem assessment. Non-ad valorem assessments represent a cost share assigned to a group of properties to pay all or part of the cost associated with a specific public service or improvement, such as security guard services, lighting, lake and landscape maintenance, primarily benefitting those properties. The Town of Miami Lakes provides security guard services to four districts, and lake maintenance to two districts.

Town of Miami Lakes FY 2020-21 Adopted Budget

The FY 2020-21 Budget for all Districts total \$1,683,881, a \$55,897 or 3.21% decrease as compared to prior year adopted budget. The assessment rate for each district are as follows:

DISTRICT NAME	DISTRICT TYPE	FY 2019-20 ASSESSMENT RATE	FY2020-21 ADOPTED ASSESSMENT RATE	VARIANCE
Miami Lakes Section One	Security Guard	\$285.37	\$208.37	(\$77.00)
Loch Lomond	Security Guard	\$2,489.80	\$2,489.80	\$0.00
Royal Oaks Section One	Security Guard	\$706.89	\$706.89	\$0.00
Royal Oaks East	Security Guard	\$769.33	\$706.89	(\$62.44)
Lake Patricia	Lake Maintenance	\$231.46	\$231.46	\$0.00
Lake Hilda	Lake Maintenance	\$157.92	\$157.92	\$0.00

The proposed special assessment for Miami Lakes Section One was reduced by \$77.00 for new assessed rate of \$208.37, and Royal Oaks East section was also reduced by \$62.44 for a new rate of \$706.89. All other districts remained static.

**TOWN OF MIAMI LAKES
FY2020-2021 ADOPTED BUDGET
SPECIAL REVENUE FUND
Detail by Line Item**

ACCOUNT NUMBER	ACCOUNT NAME	FY2018-19 ACTUALS	FY2019-20 ADOPTED BUDGET	FY2019-20 AMENDED BUDGET	FY2019-20 YEAR END PROJECTION	FY2020-21 ADOPTED BUDGET	BUDGET COMMENTS
----------------	--------------	-------------------	--------------------------	--------------------------	-------------------------------	--------------------------	-----------------

SPECIAL REVENUE FUND

TRANSPORTATION GAS TAX

REVENUES

1014134-312410	1ST LOCAL OPT GAS TAXES - 6C	\$407,993	\$390,645	\$390,645	\$367,810	\$341,894	Based on Department of Revenue estimate at 95%.
1014134-381109	TRANSFERS IN-GENERAL FUND	\$0	\$0	\$38,400	\$38,400	\$0 -	
1014134-370003	SR TRANSP BUDGET CARRYFORWARD	\$173,699	\$11,892	\$54,500	\$54,499	\$34,828	Prior year fund balance carryforward.
TOTAL REVENUES		\$581,692	\$402,537	\$483,545	\$460,709	\$376,722	

EXPENSES

1014134-531355	TRANSP- ADA COMPLIANCE	\$25,000	\$25,000	\$25,000	\$12,839	\$25,000	Sidewalk repairs for ADA compliance.
1014134-546190	ROADS - POTHOLE REPAIRS	\$15,750	\$20,000	\$20,000	\$13,060	\$20,000	Continuation of town-wide pothole repairs.
1014134-546191	SIDEWALK PRESSURE CLEANING	\$84,849	\$60,000	\$60,000	\$60,000	\$60,000	Sidewalks throughout Town and main roads.
1014134-546200	ROADS - SIDEWALK REPLACEMENT	\$232,965	\$201,537	\$201,537	\$170,537	\$175,722	Complete replacement of trip hazard and sidewalks Town wide, as necessary.
1014134-546210	ROADS - STRIPING & SIGNS	\$14,605	\$16,000	\$26,000	\$23,345	\$16,000	Sign replacement and roadway striping improvement.
1014134-549002	ROADS - CONTINGENCY	\$0	\$0	\$0	\$0	\$0	Contingency for transportation project needs.
1014134-553400	TRANSP - ROAD SYSTEM MAINTENANCE	\$54,024	\$80,000	\$151,008	\$146,100	\$80,000	60% roadway repairs and 40% median repairs (Irrigation and non-capital beautification improvements).
1014134-591041	TRANSFER TO CAPITAL PROJECTS FUND	\$100,000	\$0	\$0	\$0	\$0 -	
TOTAL EXPENDITURES		\$527,193	\$402,537	\$483,545	\$425,881	\$376,722	

TRANSIT

REVENUES

101-334402	STATE GRANT BUS OPERATING	\$0	\$0	\$0	\$0	\$128,798	Freebee Public Transit Service Expansion Grant.
1014414-335180	COUNTY TRANSIT SURTAX 20% SALES TAX	\$261,881	\$270,000	\$270,000	\$244,589	\$261,139	20% of Half Cent Surtax for transit use only at 95%.
1014414-369905 BEEFR	CONTRIBUTIONS & DONATIONS-FREEBEE ADVERTISING	\$27,500	\$30,000	\$30,000	\$26,500	\$17,500	Freebee Advertising.
1014414-370006	SR TRANSIT 20% PTP CARRYFORWARD	\$220,146	\$93,371	\$102,058	\$100,455	\$35,516	Prior year fund balance carryforward.
TOTAL TRANSIT REVENUES		\$509,527	\$393,371	\$402,058	\$371,544	\$442,953	

EXPENSES

1014414-512000	REGULAR SALARIES	\$45,803	\$40,173	\$40,873	\$21,828	\$35,535	Salary and wages for full-time employee to manage transit and traffic issues at 50% of cost.
1014414-521000	PAYROLL TAXES	\$3,482	\$3,073	\$3,073	\$1,670	\$2,718	Calculated based on 7.65% of salaries.
1014414-522000	FRS RETIREMENT CONTRIBUTION	\$3,335	\$3,405	\$3,405	\$1,926	\$3,562	Rate increase from 8.47% to 10% thru Jul '21.
1014414-523000	HEALTH & LIFE INSURANCE	\$10,773	\$7,342	\$6,642	\$3,135	\$6,955	Includes medical, dental, vision and life.
1014414-531390	TRAFFIC STUDIES	\$22,938	\$20,000	\$20,000	\$0	\$0 -	
1014414-534010-CVD19	JANITORIAL SERVICES-COVID19	\$0	\$0	\$0	\$12,117	\$0 -	
1014414-534141	TRANSIT BUS CIRCULATOR (FREEBEE)	\$274,540	\$250,000	\$250,000	\$239,538	\$349,617	Two regular Freebee & two large vehicle operation.
1014414-540000	TRAVEL & PER DIEM	\$0	\$1,250	\$1,250	\$37	\$0 -	
1014414-545000	TRANSIT BUS SHELTER INSURANCE	\$30,025	\$30,925	\$30,925	\$30,375	\$31,509	Insurance for buses and bus shelters.
1014414-546000	REPAIR & MAINTENANCE-TRANSIT BUS SHELTERS	\$0	\$8,840	\$20,840	\$13,173	\$0 -	
1014414-546007	REPAIR & MAINTENANCE-GPS	\$430	\$0	\$0	\$0	\$0 -	
1014414-548000	MARKETING PROMOTIONAL SUPPORT	\$2,819	\$5,000	\$5,000	\$0	\$0 -	
1014414-549002	CONTINGENCY	\$0	\$8,863	\$5,550	\$0	\$0 -	
1014414-549350	TRANSIT ADMIN PROG EXP5%	\$13,094	\$13,500	\$13,500	\$12,229	\$13,057	Administrative expense.
1014414-554010	EDUCATION & TRAINING	\$230	\$1,000	\$1,000	\$0	\$0 -	
TOTAL TRANSIT EXPENDITURES		\$407,470	\$393,371	\$402,058	\$336,028	\$442,953	

TOWN OF MIAMI LAKES
FY2020-2021 ADOPTED BUDGET
SPECIAL REVENUE FUND
Detail by Line Item

ACCOUNT NUMBER	ACCOUNT NAME	FY2018-19 ACTUALS	FY2019-20 ADOPTED BUDGET	FY2019-20 AMENDED BUDGET	FY2019-20 YEAR END PROJECTION	FY2020-21 ADOPTED BUDGET	BUDGET COMMENTS
----------------	--------------	-------------------	--------------------------	--------------------------	-------------------------------	--------------------------	-----------------

TREE ORDINANCE-BLACK OLIVE REMOVAL PROGRAM

REVENUES

1012412-329401	BLACK OLIVE PROGRAM-FEE	\$4,665	\$2,500	\$2,500	\$6,620	\$4,000	Program fee.
1012412-329402	TREE REMOVAL PROGRAM-FEE	\$62,181	\$7,500	\$7,500	\$28,933	\$6,000	Program fee.
1012412-370007	BUDGET CARRYFORWARD	\$29,462	\$27,370	\$79,984	\$79,983	\$69,342	Prior year fund balance carryforward.
TOTAL REVENUES		\$96,308	\$37,370	\$89,984	\$115,536	\$79,342	

EXPENSES

1012412-531205	BLACK OLIVE TREE PROGRAM	\$16,325	\$37,370	\$48,514	\$4,724	\$79,342	Tree removal and replacement expense.
1012412-591020	TRANSFER OUT-CAPITAL	\$0	\$0	\$41,470	\$41,470	\$0	-
TOTAL EXPENDITURES		\$16,325	\$37,370	\$89,984	\$46,194	\$79,342	

PEOPLE'S TRANSPORTATION PLAN (PTP 80%)

REVENUES

1014114-335185	TRANSPORTATION 80% PTP	\$1,047,526	\$1,080,000	\$1,080,000	\$978,273	\$1,017,066	80% of Half Cent Surtax allocation.
1014114-361100	INTEREST INCOME	\$27,951	\$10,000	\$10,000	\$0	\$5,000	Interest income from Investment Portfolio.
1014114-370002	TRANSPORTATION BUDGET CARRYFORWARD	\$215,282	\$106,565	\$167,081	\$167,082	\$4,642	Prior year fund balance carryforward.
TOTAL REVENUES		\$1,290,758	\$1,196,565	\$1,257,081	\$1,145,355	\$1,026,708	

EXPENSES

1014114-512000	REGULAR SALARIES	\$40,173	\$40,173	\$40,873	\$21,440	\$35,535	Salary and wages for full-time employee to manage transit and traffic issues (Transportation Manager at 50%).
1014114-521000	PAYROLL TAXES	\$3,072	\$3,073	\$3,073	\$1,640	\$2,718	Calculated based on 7.65% of salaries.
1014114-522000	FRS RETIREMENT CONTRIBUTION	\$3,335	\$3,405	\$3,405	\$1,892	\$3,562	Rate increase from 8.47% to 10% thru Jul '21.
1014114-523000	HEALTH & LIFE INSURANCE	\$0	\$7,342	\$6,642	\$3,135	\$6,955	Includes medical, dental, vision and life.
1014114-531000	PROFESSIONAL SERVICES	\$0	\$0	\$5,000	\$780	\$0	-
1014114-531391	TRANSPORTATION STUDIES	\$50,477	\$97,000	\$97,000	\$76,599	\$41,589	Transportation studies as needed.
1014114-540000	TRAVEL & PER DIEM	\$1,321	\$2,500	\$2,500	\$1,100	\$2,500	Educational travel for staff development.
1014114-543010	UTILITIES-STREET LIGHTING	251,633	\$250,000	\$250,000	\$259,540	\$250,000	Electricity for street lights maintenance.
1014114-546000	REPAIRS & MAINTENANCE-STREET LIGHTING	\$0	\$0	\$12,000	\$0	\$0	-
1014114-546008	REPAIR & MAINTENANCE-BIKEPATHS/GREENWAY	\$5,870	\$7,996	\$7,996	\$5,673	\$7,996	Repair and maintenance of greenway bike path.
1014114-549002	CONTINGENCY	\$0	\$11,076	\$54,592	\$0	\$0	-
1014114-549350	ADMIN PTP EXP 5%	\$52,376	\$54,000	\$54,000	\$48,914	\$50,853	Administrative expense.
1014114-591036	TRANSFER OUT-CPF-STORMWATER	\$0	\$0	\$0	\$0	\$100,000	To allocate funds to 83rd Place Roadway and Drainage Project.
1014114-591041	TRANSFER OUT CPF-TRANSPORTATION	\$715,420	\$720,000	\$720,000	\$720,000	\$525,000	FY21 transfer for 59th Ave Extension (\$425,000) and Street Light improvements (\$100,000). FY20 transfer for 59th Ave Extension (\$475,000), Royal Oaks Drainage Phase 1 (\$125,000) Palmetto and NW 67th Avenue Widening Project (\$90,000 contingency and design), and NW 60th Avenue (\$30,000).
TOTAL EXPENDITURES		\$1,123,678	\$1,196,565	\$1,257,081	\$1,140,713	\$1,026,708	

MOBILITY FEE TRUST ACCOUNT FUND

REVENUE

1014184-329002	MOBILITY FEE	\$258,342	\$217,750	\$217,750	\$2,059	\$267,000	Fees for the Automall and Kislak building.
101-370008	BUDGET CARRYFORWARD	\$4,744	\$0	\$126,163	\$126,163	\$28,222	Prior year fund balance carryforward.
TOTAL REVENUES		\$263,086	\$217,750	\$343,913	\$128,222	\$295,222	

**TOWN OF MIAMI LAKES
FY2020-2021 ADOPTED BUDGET
SPECIAL REVENUE FUND
Detail by Line Item**

ACCOUNT NUMBER	ACCOUNT NAME	FY2018-19 ACTUALS	FY2019-20 ADOPTED BUDGET	FY2019-20 AMENDED BUDGET	FY2019-20 YEAR END PROJECTION	FY2020-21 ADOPTED BUDGET	BUDGET COMMENTS
<u>EXPENSES</u>							
1014184-531000	PROFESSIONAL SERVICES	\$24,347	\$0	\$0	\$0	\$0	\$0 -
1014184-531390	TRAFFIC STUDIES	\$2,576	\$0	\$0	\$0	\$0	\$0 -
1014184-549002	CONTINGENCY RESERVES	\$0	\$117,750	\$243,913	\$0	\$195,222	Reserve for future projects.
1014184-591041	TRANSFER OUT CPF-TRANSPORTATION	\$110,000	\$100,000	\$100,000	\$100,000	\$100,000	FY 21 Transfer for 59th Avenue project. FY20 transfer for NW 60th Avenue Business Park East.
TOTAL EXPENDITURES		\$136,923	\$217,750	\$343,913	\$100,000	\$295,222	
SPECIAL REVENUES-OTHER							
<u>REVENUES</u>							
101-329004	LARGE PARK IN LIEU	\$199,885	\$0	\$0	\$0	\$0	
101-329005	GREENWAY IN LIEU	\$200,000	\$0	\$0	\$0	\$0	
1011361-370009	BUDGET CARRYFORWARD	\$0	\$300,000	\$699,885	\$699,885	\$699,885	Prior year fund balance carryforward.
TOTAL REVENUES		\$399,885	\$300,000	\$699,885	\$699,885	\$699,885	
<u>EXPENSES</u>							
1011361 549002	CONTINGENCY	\$0	\$300,000	\$699,885	\$0	\$699,885	Reserve for future projects. The developer contribution is restricted for educational projects and programs per agreement (\$300,000), the Large Park in Lieu of to be used for acquisition or improvements of a new large park land (\$199,885), and the Greenway in Lieu of may be used for pedestrian and bicycle infrastructure along the Northern portion of 79th Court (\$200,000).
TOTAL EXPENDITURES		\$0	\$300,000	\$699,885	\$0	\$699,885	
TOTAL SPECIAL REVENUE FUND REVENUES:		\$3,141,257	\$2,547,593	\$3,276,466	\$2,921,251	\$2,920,832	
TOTAL SPECIAL REVENUE FUND EXPENDITURES:		\$2,211,588	\$2,547,593	\$3,276,466	\$2,048,816	\$2,920,832	

TOWN OF MIAMI LAKES
FY2020-2021 ADOPTED BUDGET
IMPACT FEE FUND
Detail by Line Item

ACCOUNT NUMBER	ACCOUNT NAME	FY2018-19 ACTUALS	FY2019-20 ADOPTED BUDGET	FY2019-20 AMENDED BUDGET	FY2019-20 YEAR END PROJECTION	FY2020-21 ADOPTED BUDGET	BUDGET COMMENTS
----------------	--------------	-------------------	--------------------------	--------------------------	-------------------------------	--------------------------	-----------------

IMPACT FEES FUND

PARKS IMPROVEMENT

<u>REVENUES</u>							
105-361100	INTEREST INCOME	\$4,992	\$0	\$0	\$0	\$0	-
1057207-324270-PIMP	PARKS IMPACT FEES - IMPROVEMENTS	\$326,262	\$175,000	\$175,000	\$112,851	\$0	-
1057207-370001-PIMP	PARKS BUDGET CARRYFORWARD	\$143,299	\$65,691	\$145,810	\$145,810	\$258,661	Prior year fund balance carryforward.
TOTAL REVENUES		\$474,553	\$240,691	\$320,810	\$258,661	\$258,661	
<u>EXPENDITURES</u>							
1057207-549002-PIMP	CONTINGENCY - IMPROVEMENTS	\$0	\$240,691	\$320,810	\$0	\$8,661	Reserve for future projects.
1057207-591035-PIMP	TRANSFER TO CPF - PARKS (PIMP)	\$328,743	\$0	\$0	\$0	\$250,000	Transfer to Capital for Senior Center Buildout.
TOTAL EXPENDITURES		\$328,743	\$240,691	\$320,810	\$0	\$258,661	

PARKS OPEN SPACE

<u>REVENUES</u>							
1057207-324270-POS	PARKS IMPACT FEES - OPEN SPACE	\$335,702	\$175,000	\$175,000	\$123,772	\$0	-
1057207-361100	INTEREST INCOME	\$27,723	\$0	\$0	\$1,021	\$0	-
1057207-370001-POS	PARKS BUDGET CARRYFORWARD	\$909,768	\$1,067,205	\$1,273,193	\$1,273,193	\$1,101,896	Prior year fund balance carryforward.
TOTAL REVENUES		\$1,273,193	\$1,242,205	\$1,448,193	\$1,397,986	\$1,101,896	
<u>EXPENDITURES</u>							
1057207-549002 POS	CONTINGENCY - OPEN SPACE	\$0	\$1,042,205	\$1,152,103	\$0	\$1,101,896	Reserve for future projects.
1057207-591035 POS	TRANSFER TO CPF - PARKS (POS)	\$0	\$200,000	\$296,090	\$296,090	\$0	-
TOTAL EXPENDITURES		\$0	\$1,242,205	\$1,448,193	\$296,090	\$1,101,896	

PUBLIC SAFETY IMPACT FEES

<u>REVENUES</u>							
1052102-324220	PUBLIC SAFETY IMPACT FEES	\$113,277	\$66,700	\$66,700	\$66,809	\$205,000	Fees for the Automall and Kislak building.
1052102-361100	INTEREST INCOME	\$3,845	\$0	\$0	\$209	\$0	-
1052102-370015	PUBLIC SAFETY BUDGET CARRYFORWARD	\$121,531	\$77,189	\$118,116	\$114,515	\$60,630	Prior year fund balance carryforward.
TOTAL REVENUES		\$238,654	\$143,889	\$184,816	\$181,533	\$265,630	
<u>EXPENDITURES</u>							
1052102-549002	CONTINGENCY	\$0	\$0	\$0	\$0	\$265,630	Reserve for future projects.
1052102-564000	MACHINERY & EQUIPMENT-LICENSE PLATE RECOGNITION	\$120,538	\$143,889	\$159,816	\$95,903	\$0	-
	SOFTWARE						
1052102-591022	TRANSFER TO CPF-FACILITIES	\$0	\$0	\$25,000	\$25,000	\$0	-
TOTAL EXPENDITURES		\$120,538	\$143,889	\$184,816	\$120,903	\$265,630	

TOWN OF MIAMI LAKES
 FY2020-2021 ADOPTED BUDGET
 IMPACT FEE FUND
 Detail by Line Item

ACCOUNT NUMBER	ACCOUNT NAME	FY2018-19 ACTUALS	FY2019-20 ADOPTED BUDGET	FY2019-20 AMENDED BUDGET	FY2019-20 YEAR END PROJECTION	FY2020-21 ADOPTED BUDGET	BUDGET COMMENTS
ROAD IMPACT FEES (IN LIEU OF)							
REVENUES							
1054144-324230	IMPACT FEES ROAD		\$360,254	\$273,634	\$360,254	\$360,254	\$0 -
	TOTAL REVENUES		<u>\$360,254</u>	<u>\$273,634</u>	<u>\$360,254</u>	<u>\$360,254</u>	<u>\$0</u>
EXPENDITURES							
1054144-581050	TRANSFER TO CPF-TRANSPORTATION IMPROVEMENT		\$360,253	\$273,634	\$360,254	\$360,254	\$0 -
	TOTAL EXPENDITURES		<u>\$360,253</u>	<u>\$273,634</u>	<u>\$360,254</u>	<u>\$360,254</u>	<u>\$0</u>
	TOTAL IMPACT FEE FUND REVENUES	\$2,346,653	\$1,900,419	\$2,314,073	\$2,198,434	\$1,626,187	
	TOTAL IMPACT FEE FUND EXPENDITURES	\$809,534	\$1,900,419	\$2,314,073	\$777,247	\$1,626,187	

**TOWN OF MIAMI LAKES
FY2020-2021 ADOPTED BUDGET
BUILDING DEPARTMENT FUND
Detail by Line Item**

ACCOUNT NUMBER	ACCOUNT NAME	FY2018-19 ACTUALS	FY2019-20 ADOPTED BUDGET	FY2019-20 AMENDED BUDGET	FY2019-20 YEAR END PROJECTION	FY2020-21 ADOPTED BUDGET	BUDGET COMMENTS
BUILDING DEPARTMENT FUND							
REVENUES							
1072402-322111	BUILDING PERMITS-LOST PLANS	\$10,913	\$10,000	\$10,000	\$8,615	\$10,000	Based on prior year's trend.
1072402-322113	BUILDING PERMITS	\$1,860,267	\$1,230,000	\$1,230,000	\$1,361,676	\$1,230,000	Includes new development: Miami Lakes Auto Mall, Kislak building and other.
1072402-322114	BUILDING PERMITS-VIOLATION FEE	\$24,724	\$35,000	\$35,000	\$11,577	\$25,000	-
1072402-354110	CODE COMPLIANCE EARLY PAYMENTS	\$409	\$0	\$0	\$387	\$0	-
1072402-361100	INTEREST INCOME	\$74,903	\$40,000	\$40,000	\$60,000	\$20,000	Interest income from Investment Portfolio.
1072402-370000	FUND BALANCE CARRYFORWARD	\$2,528,710	\$2,600,442	\$2,693,967	\$2,693,967	\$2,133,374	Prior year fund balance carryforward.
1072402-380900	MISCELLANEOUS INCOME	\$0	\$0	\$0	\$57	\$0	-
1072432-322110	BUILDING PERMITS-TECHNOLOGY FEE	\$227,225	\$123,000	\$123,000	\$194,527	\$123,000	Based on 10% of permit revenues.
	TOTAL REVENUES	\$4,727,150	\$4,038,442	\$4,131,967	\$4,330,806	\$3,541,374	
EXPENDITURES							
1072402-512000	REGULAR SALARIES	\$1,112,472	\$1,265,583	\$1,287,633	\$1,154,770	\$1,310,493	Current salary and wages.
1072402-514000	OVERTIME	\$9,668	\$2,500	\$2,500	\$4,646	\$4,000	Overtime as needed.
1072402-521000	PAYROLL TAXES	\$84,263	\$97,324	\$97,324	\$90,635	\$101,633	Calculated based on 7.65% of salaries.
1072402-522000	FRS RETIREMENT CONTRIBUTION	92,102	\$107,134	\$107,134	\$101,333	\$130,777	Rate increase from 8.47% to 10.00% thru Jul '21.
1072402-523000	HEALTH & LIFE INSURANCE	140,892	\$217,587	\$195,537	\$189,469	\$205,412	Includes medical, dental, vision and life.
1072402-523003	HEALTH INSURANCE ALLOWANCE	\$12,382	\$0	\$0	\$0	\$0	-
1072402-523100	WIRELESS STIPEND	\$1,920	\$2,400	\$2,400	\$1,846	\$2,400	Stipend for Building Official, Chief Building Inspector and Senior Building Inspector, Supervisor and Permit Clerk.
1072402-531000	PROFESSIONAL SERVICES	\$100,486	\$225,000	\$225,000	\$78,534	\$225,000	Contractual services under ICA.
1072402-533001	BACKGROUND CHECKS	\$0	\$0	\$0	\$180	\$150	Background checks and drug screening for new employees.
1072402-540000	TRAVEL & PER DIEM	\$0	\$4,000	\$4,000	\$359	\$4,000	Travel to user conference.
1072402-540010	CAR ALLOWANCE	\$23,539	\$24,000	\$24,000	\$23,077	\$24,000	Allowance for Building Official, Chief Building Inspector, Senior Building Inspector, and Building Inspector.
1072402-544010	BUILDING COPIER LEASE	\$1,482	\$2,200	\$2,200	\$3,546	\$6,341	Building's copier(\$2,200) and scanner (\$4,141) rental and usage.
1072402-545000	INSURANCE	\$64,068	\$75,000	\$75,000	\$72,017	\$89,906	Property and liability insurance, workers compensation.
1072402-547000	PRINTING & BINDING	\$0	\$600	\$600	\$356	\$600	Business cards and printed materials.
1072402-549002	CONTINGENCY RESERVE	\$0	\$1,481,091	\$1,574,616	\$0	\$925,592	Reserve for additional expenses related to increase in permit activity.
1072402-549070	ADMINISTRATIVE SUPPORT	\$201,479	\$257,575	\$257,575	\$221,329	\$263,460	Overhead charges for administrative support of Building activities.
1072402-549093	CREDIT CARD FEES	\$53,546	\$47,000	\$47,000	\$46,841	\$47,000	Credit card transaction fees for Building Department - TRAKIT - web and counter.
1072402-552000	OPERATING SUPPLIES	\$412	\$0	\$0	\$0	\$0	-
1072402-552000-CVD19	OPERATING SUPPLIES-COVID19	\$0	\$0	\$0	\$810	\$1,000	-
1072402-552010	UNIFORMS	\$3,858	\$4,000	\$4,000	\$4,000	\$4,000	Includes 1 shirt for office staff and 5 shirts for field staff with name and Town logo, raincoats.
1072402-554000	SUBSCRIPTIONS & MEMBERSHIPS	\$1,040	\$2,500	\$2,500	\$2,500	\$2,500	South Florida Building Officials membership / ASFPM.
1072402-554010	EDUCATION & TRAINING	\$455	\$4,000	\$4,000	\$600	\$4,000	Registration and training at conferences.
1072402-591013	TRANSFER TO FACILITIES MAINTENANCE FUND	\$44,161	\$44,792	\$44,792	\$47,634	\$49,021	Building Department's portion of Town Hall building expenses at 13% of total cost.
		\$1,948,225	\$3,864,286	\$3,957,811	\$2,044,482	\$3,401,285	

**TOWN OF MIAMI LAKES
FY2020-2021 ADOPTED BUDGET
BUILDING DEPARTMENT FUND
Detail by Line Item**

ACCOUNT NUMBER	ACCOUNT NAME	FY2018-19 ACTUALS	FY2019-20 ADOPTED BUDGET	FY2019-20 AMENDED BUDGET	FY2019-20 YEAR END PROJECTION	FY2020-21 ADOPTED BUDGET	BUDGET COMMENTS
1072432-531080	ELECTRONIC RECORDS STORAGE/DIGITAL IMAGING	\$5,900	\$7,000	\$7,000	\$6,000	\$7,000	Digitization and printing of large plans.
1072432-541001	REMOTE ACCESS DEVICE DATA PLAN	\$6,813	\$8,740	\$8,740	\$7,971	\$8,740	Cell phones and data plans for inspector field devices. Floater iPad (\$480) data plan used for credit card payments.
1072432-546500	REPAIR & MAINTENANCE-SOFTWARE	\$34,718	\$34,036	\$34,036	\$49,735	\$51,569	Includes annual license & support for TrackIt permitting system and AutoCAD system.
1072432-551000	OFFICE SUPPLIES	\$0	\$0	\$0	\$374	\$0	-
1072432-564000	MACHINERY & EQUIPMENT	\$0	\$86,600	\$86,600	\$78,927	\$20,000	Computers, printers, and checking kiosk.
1072432-566000	SOFTWARE	\$35,645	\$37,780	\$37,780	\$0	\$37,780	TrackIt Upgrade.
1072432-566002	COMPUTER SOFTWARE LICENSES	\$1,882	\$0	\$0	\$9,943	\$15,000	
		\$84,958	\$174,156	\$174,156	\$152,950	\$140,089	
TOTAL BUILDING DEPARTMENT REVENUES:		\$4,727,150	\$4,038,442	\$4,131,967	\$4,330,806	\$3,541,374	
TOTAL BUILDING DEPARTMENT EXPENSES:		\$2,033,183	\$4,038,442	\$4,131,967	\$2,197,432	\$3,541,374	

TOWN OF MIAMI LAKES
FY 2020-21 ADOPTED BUDGET
NEIGHBORHOOD SERVICE DISTRICTS

Detail by Line Item

ACCOUNT NUMBER	ACCOUNT NAME	FY2018-19 ACTUALS	FY2019-20 ADOPTED BUDGET	FY2019-20 AMENDED BUDGET	FY2019-20 YEAR END PROJECTION	FY2020-21 ADOPTED BUDGET	BUDGET COMMENTS
----------------	--------------	-------------------	--------------------------	--------------------------	-------------------------------	--------------------------	-----------------

NEIGHBORHOOD SERVICE DISTRICTS

MIAMI LAKES SECTION ONE - 1701

	<i>Number of Units</i>		841.00			841.00	
	<i>Assessment Rate per Unit</i>		\$285.37			\$208.37	<i>Assessment rate reduced by \$77 from prior year.</i>
	<i>Total Guard Service Hours</i>		8,760			8,760	
	<i>Total Vehicle Hours</i>		-			-	
	<i>Total Holiday Hours</i>		192			264	
	<i>Guard Hourly Rate</i>		\$15.50			\$15.50	
	<i>Vehicle Hourly Rate</i>						
REVENUES							
1111601-312415	SPECIAL ASSESSMENT AT 100%	\$230,873	\$239,996	\$239,996	\$239,966	\$175,239	
1111601-312415	5% ADJUSTMENT FOR DISCOUNTS & DELAYED PAYMENTS	\$0	(\$12,000)	(\$12,000)	(\$12,000)	(\$8,762)	
1111601-329020	STD TRANSPONDERS	\$2,000	\$1,000	\$1,000	\$775	\$1,000	
1111601-361102	COUNTY & STATE INTEREST	\$196	\$0	\$0	\$153	\$0	
1111601-370016	BUDGET CARRYFORWARD	\$2,885	\$46,018	\$69,482	\$69,482	\$91,653	<i>Projected carry forward.</i>
	TOTAL REVENUES	\$235,954	\$275,014	\$298,478	\$298,376	\$259,130	
EXPENSES							
1111601-533002	SECURITY SERVICES - GUARD	\$125,779	\$135,780	\$131,688	\$137,776	\$135,780	
1111601-533002	SECURITY GUARD HOLIDAY COST	\$0	\$0	\$6,138	\$0	\$2,046	<i>11 Holidays (24 Hours) (RFP 2019-13).</i>
1111601-533002	POLICE OFF DUTY FOR EVENTS	\$0	\$0	\$0	\$0	\$0	
1111601-533002	SECURITY SERVICES - VEHICLE	\$0	\$0	\$0	\$0	\$0	
	OPERATING SECURITY COST SUBTOTAL	\$125,779	\$135,780	\$137,826	\$137,776	\$137,826	
1111601-513011	MANAGEMENT & MONITORING (DIRECT COSTS)	\$0	\$6,845	\$6,845	\$6,845	\$6,610	
1111601-513012	ADMINISTRATIVE OVERHEAD EXPENSES (INDIRECT COSTS)	\$23,840	\$17,194	\$17,194	\$17,194	\$14,086	<i>8.5% of operating expenses.</i>
	OPERATING ADMINISTRATIVE COST SUBTOTAL	\$23,840	\$24,039	\$24,039	\$24,039	\$20,696	
1111601-534010	JANITORIAL SERVICES	\$1,250	\$1,500	\$1,500	\$1,590	\$1,600	<i>Weekly services (\$30).</i>
1111601-534010-CVD19	JANITORIAL SERVICES - COVID 19	\$0	\$0	\$0	\$2,485	\$4,056	<i>Disinfectant spraying of guard houses due to Covid19.</i>
1111601-541000	TELEPHONE SERVICES	\$455	\$500	\$500	\$211	\$240	<i>Monthly services (\$20).</i>
1111601-543000	UTILITY SERVICES-ELECTRICITY	\$673	\$1,100	\$1,100	\$1,010	\$1,500	<i>Increase due to proposed pump usage for landscape enhancements.</i>
1111601-543020	UTILITY SERVICES-WATER & SEWER	\$174	\$500	\$500	\$228	\$500	<i>-</i>
1111601-546000	REPAIR & MAINTENANCE-MAJOR	\$8,004	\$49,000	\$49,000	\$5,000	\$8,000	<i>Handymen(\$2,000), electrical services(\$2,000), plumbing (\$1,000), and signage (\$3,000).</i>
1111601-546002	EXTERMINATOR SERVICES	\$169	\$200	\$200	\$184	\$200	<i>Monthly extermination services (\$16).</i>
1111601-546003	REPAIR & MAINTENACE-GROUNDS	\$0	\$6,000	\$6,000	\$2,000	\$6,000	<i>Quarterly flower change out & maintenance.</i>
1111601-546021	GATE EQUIPMENT & REPAIRS	\$5,554	\$6,000	\$6,000	\$6,000	\$3,000	<i>LED Boom arm replacement (\$575) each.</i>
1111601-547000	PRINTING & BINDING	\$113	\$200	\$200	\$200	\$1,300	<i>Mailout for elections/straw ballot for capital improvements exceeding 15% of operating budget.</i>
1111601-548020	GENERAL ADVERTISEMENTS	\$460	\$500	\$500	\$0	\$500	<i>Legal notices to residents of changes to the districts.</i>
1111601-549311	TRANSPONDERS	\$0	\$1,000	\$1,000	\$0	\$1,000	<i>New transponders for residents.</i>
	OPERATING COST SUBTOTAL	\$16,854	\$66,500	\$66,500	\$18,908	\$27,896	

TOWN OF MIAMI LAKES
FY 2020-21 ADOPTED BUDGET
NEIGHBORHOOD SERVICE DISTRICTS

Detail by Line Item

ACCOUNT NUMBER	ACCOUNT NAME	FY2018-19 ACTUALS	FY2019-20 ADOPTED BUDGET	FY2019-20 AMENDED BUDGET	FY2019-20 YEAR END PROJECTION	FY2020-21 ADOPTED BUDGET	BUDGET COMMENTS
NEIGHBORHOOD SERVICE DISTRICTS							
1111601-563000	CAPITAL OUTLAY-INFRASTRUCTURE	\$0		\$0	\$0	\$49,155	Guardhouse lighting (\$32,717) and landscape enhancements (\$16,438).
1111601-564000	CAPITAL OUTLAY-MACHINERY & EQUIPMENT	\$0		\$0	\$26,000	\$0	FY20 Gate arm pedestals.
	CAPITAL OUTLAY SUBTOTAL	\$0	\$0	\$0	\$26,000	\$49,155	Any request for capital improvements that exceed 15% of the annual operating budget shall require a straw ballot poll from the residents residing within the district prior to any allocation of moneys for said improvement (Resolution 20-1654).
1111601-549002	CONTINGENCY RESERVE	\$0	\$48,695	\$70,113	\$0	\$23,557	10% minimum reserves required by Resolution 20-1654.
	TOTAL MIAMI LAKES SECTION ONE EXPENDITURES	\$166,473	\$275,014	\$298,478	\$206,723	\$259,130	

LOCH LOMOND - 1700

	<i>Number of Units</i>		188.00			188.00	
	<i>Assessment Rate per Unit</i>		\$2,489.80			\$2,489.80	
	<i>Total Guard Service Hours</i>		17,520			17,520	
	<i>Total Vehicle Hours</i>		8,760			8,760	
	<i>Total Holiday Hours</i>		288			528	
	<i>Guard Hourly Rate</i>		\$20.50			\$20.50	
	<i>Vehicle Hourly Rate</i>		\$0.50			\$0.50	
REVENUES							
1111611-312415	SPECIAL ASSESMENT AT 100%	\$491,465	\$468,082	\$468,082	\$468,082	\$468,082	
1111611-312415	5% ADJUSTMENT FOR DISCOUNTS & DELAYED PAYMENTS	\$0	(\$23,404)	(\$23,404)	(\$23,404)	(\$23,404)	
1111611-329020	STD TRANSPONDERS	\$0	\$0	\$0	\$0	\$0	
1111611-361102	COUNTY & STATE INTEREST	\$497	\$0	\$0	\$311	\$0	
1111611-370016	BUDGET CARRYFORWARD	(\$10,614)	\$6,385	\$16,142	\$16,142	\$24,012	Projected carry forward.
	TOTAL REVENUES	\$481,348	\$451,063	\$460,820	\$461,131	\$468,690	
EXPENSES							
1111611-533002	SECURITY SERVICES-GUARD	\$381,501	\$359,160	\$348,336	\$368,944	\$359,160	
1111611-533002	SECURITY GUARD HOLIDAY COST	\$0	\$0	\$16,236	\$0	\$5,412	11 Holidays (24 Hours) (RFP 2019-13).
1111611-533002	SECURITY SERVICES VEHICLE	\$0	\$4,380	\$4,380	\$0	\$4,380	
	OPERATING SECURITY COST SUBTOTAL	\$381,501	\$363,540	\$368,952	\$368,944	\$368,952	
1111611-513011	MANAGEMENT & MONITORING (DIRECT COSTS)	\$0	\$6,845	\$6,845	\$6,845	\$6,610	
1111611-513012	ADMINISTRATIVE OVERHEAD EXPENSES (INDIRECT COSTS)	\$37,840	\$26,905	\$26,905	\$26,905	\$25,212	8.5% of operating expenses based on security guard service level 1.
	OPERATING ADMINISTRATIVE COST SUBTOTAL	\$37,840	\$33,750	\$33,750	\$33,750	\$31,822	
1111611-534010	JANITORIAL SERVICES	\$1,250	\$1,440	\$1,440	\$1,590	\$1,600	Weekly services (\$30).
1111611-534010-CVD19	JANITORIAL SERVICES-COVID19	\$0	\$0	\$0	\$2,097	\$3,800	Disinfectant spraying of guard houses due to Covid19.
1111611-541000	TELEPHONE SERVICES	\$541	\$550	\$550	\$192	\$300	Monthly services (\$25).
1111611-543000	UTILITY SERVICES-ELECTRICITY	\$836	\$1,200	\$1,200	\$818	\$1,200	-
1111611-546000	REPAIR & MAINTENANCE	\$41,096	\$10,000	\$10,000	\$8,300	\$3,050	Handymen (\$1,500), electrical services (\$1,500), and annual fire extinguisher certification (\$50).
1111611-546002	EXTERMINATOR SERVICES	\$169	\$200	\$200	\$184	\$200	Monthly extermination services (\$16).
1111611-546003	REPAIR & MAINTENANCE-GROUNDS	\$0	\$4,000	\$4,000	\$4,000	\$4,000	Quarterly flower change out & maintenance.
1111611-546021	GATE EQUIPMENT & REPAIRS	\$1,488	\$7,000	\$7,000	\$404	\$1,725	Gate arm replacement & repairs.

TOWN OF MIAMI LAKES
FY 2020-21 ADOPTED BUDGET
NEIGHBORHOOD SERVICE DISTRICTS

Detail by Line Item

ACCOUNT NUMBER	ACCOUNT NAME	FY2018-19 ACTUALS	FY2019-20 ADOPTED BUDGET	FY2019-20 AMENDED BUDGET	FY2019-20 YEAR END PROJECTION	FY2020-21 ADOPTED BUDGET	BUDGET COMMENTS
NEIGHBORHOOD SERVICE DISTRICTS							
1111611-547000	PRINTING & BINDING	\$25	\$200	\$200	\$0	\$200	Mailout for elections/straw ballot for capital improvements exceeding 15% of operating budget.
1111611-548020	GENERAL ADVERTISEMENTS	\$460	\$250	\$250	\$0	\$500	Legal notices to residents of changes to the districts.
	GENERAL OPERATING COST SUBTOTAL	\$45,866	\$24,840	\$24,840	\$17,585	\$16,575	
1111611-564000	CAPITAL OUTLAY-MACHINERY & EQUIPMENT	\$0	\$0	\$0	\$16,840	\$8,733	
	CAPITAL OUTLAY COST SUBTOTAL	\$0	\$0	\$0	\$16,840	\$8,733	Any request for capital improvements that exceed 15% of the annual operating budget shall require a straw ballot poll from the residents residing within the district
1111611-549002	CONTINGENCY RESERVE	\$0	\$28,933	\$33,278	\$0	\$42,608	10% minimum reserves required by Resolution 20-1654.
	TOTAL LOCH LOMOND EXPENDITURES	\$465,207	\$451,063	\$460,820	\$437,119	\$468,690	

ROYAL OAKS SECTION ONE - 1702

<i>Number of Units</i>	589.00	589.00
<i>Assessment Rate per Unit</i>	\$706.89	\$706.89
<i>Total Guard Service Hours</i>	17,520	17,520
<i>Total Vehicle Hours</i>	-	-
<i>Total Holiday Hours</i>	384	528
<i>Guard Hourly Rate</i>	\$17.17	\$17.17
<i>Vehicle Hourly Rate</i>	\$1.60	\$1.60

REVENUES

1111621-312415	SPECIAL ASSESMENT AT 100%	\$460,428	\$416,358	\$416,358	\$416,358	\$416,358	
1111621-312415	5% ADJUSTMENT FOR DISCOUNTS & DELAYED PAYMENTS	\$0	(\$20,818)	(\$20,818)	(\$20,818)	(\$20,818)	
1111621-329020	STD TRANSPONDERS	\$500	\$1,000	\$1,000	\$1,435	\$3,000	Revenue for new transponders purchased (\$35 each).
1111621-361102	COUNTY & STATE INTEREST	\$520	\$0	\$0	\$279	\$0	
1111621-370016	BUDGET CARRYFORWARD	\$26,728	\$67,518	\$83,600	\$83,600	\$52,528	Projected carry forward.
	REVENUE TOTAL	\$488,176	\$464,058	\$480,140	\$480,854	\$451,068	

EXPENSES:

1111621-533002	SECURITY SERVICES	\$355,923	\$300,818	\$291,753	\$305,352	\$300,818	
1111621-533002	SECURITY GUARD HOLIDAY COST	\$0	\$0	\$13,599	\$0	\$4,533	11 Holidays (24 Hours) (RFP 2019-13).
1111621-533002	POLICE OFF DUTY FOR EVENTS	\$0	\$0	\$0	\$0	\$0	
1111621-533002	SECURITY SERVICES-VEHICLE	\$0	\$0	\$0	\$0	\$0	
	OPERATING SECURITY COST SUBTOTAL	\$355,923	\$300,818	\$305,352	\$305,352	\$305,351	
1111621-513011	MANAGEMENT & MONITORING (DIRECT COSTS)	\$5,709	\$13,690	\$13,690	\$13,690	\$13,219	
1111621-513012	ADMINISTRATIVE OVERHEAD EXPENSES (INDIRECT COSTS)	\$25,900	\$26,023	\$26,023	\$26,023	\$28,096	8.5% of operating expenses based on security guard service level 1.
	OPERATING ADMINISTRATIVE COST SUBTOTAL	\$31,609	\$39,713	\$39,713	\$39,713	\$41,315	
1111621-534010	JANITORIAL SERVICES	\$2,500	\$2,500	\$2,500	\$3,120	\$3,120	Weekly services per guard house (\$30).
1111621-534010-CVD19	JANITORIAL SERVICES-COVID 19	\$0	\$0	\$0	\$4,194	\$7,600	Disinfectant spraying of guard houses due to Covid19.
1111621-541000	TELEPHONE SERVICES	\$535	\$601	\$601	\$827	\$500	Monthly services for both guard house (\$40).
1111621-543000	UTILITY SERVICES-ELECTICITY	\$2,140	\$3,100	\$3,100	\$2,234	\$3,100	-
1111621-543020	UTILITY SERVICES-WATER & SEWER	\$407	\$3,000	\$3,000	\$500	\$2,000	-

TOWN OF MIAMI LAKES
FY 2020-21 ADOPTED BUDGET
NEIGHBORHOOD SERVICE DISTRICTS

Detail by Line Item

ACCOUNT NUMBER	ACCOUNT NAME	FY2018-19 ACTUALS	FY2019-20 ADOPTED BUDGET	FY2019-20 AMENDED BUDGET	FY2019-20 YEAR END PROJECTION	FY2020-21 ADOPTED BUDGET	BUDGET COMMENTS
NEIGHBORHOOD SERVICE DISTRICTS							
1111621-546000	REPAIRS & MAINTENANCE	\$7,042	\$8,000	\$8,000	\$10,246	\$8,000	Grounds Maintenance (\$4,000), Annual Pressure Cleaning (\$1,000), Electrical Repairs (\$1,000), Handymen(\$2,000).
1111621-546002	EXTERMINATOR SERVICES	\$337	\$400	\$400	\$378	\$400	Monthly exterminator service for both guard houses (\$31).
1111621-546021	GATE EQUIPMENT & REPAIRS	\$3,547	\$6,000	\$6,000	\$5,040	\$7,425	New button system (\$1600), signage (\$3,000), emergency LED boom replacement (\$2,825).
1111621-547000	PRINTING & BINDING	\$79	\$200	\$200	\$0	\$200	Annual mailout for elections/straw ballot for capital improvements exceeding 15% of operating budget.
1111621-548020	GENERAL ADVERTISEMENTS	\$457	\$800	\$800	\$0	\$500	Legal notices to residents of changes to the districts.
1111621-549311	TRANSPONDERS	\$0	\$1,000	\$1,000	\$1,001	\$3,000	New transponders for residents.
1111621-566002	COMPUTER SOFTWARE LICENSES	\$0	\$0	\$0	\$0	\$13,000	Annual LPR software license.
	OPERATING COST SUBTOTAL	\$17,045	\$25,601	\$25,601	\$27,540	\$48,845	
1111621-563000	CAPITAL OUTLAY-INFRASTRUCTURE	\$0	\$48,963	\$55,721	\$55,721	\$14,551	
1111621-564000	CAPITAL OUTLAY-MACHINERY & EQUIPMENT	\$0	\$0	\$0	\$0	\$0	
	CAPITAL OUTLAY COST SUBTOTAL	\$0	\$48,963	\$55,721	\$55,721	\$14,551	Any request for capital improvements that exceed 15% of the annual operating budget shall require a straw ballot poll from the residents residing within the District prior to any allocation of moneys for said improvement (Resolution 20-1654).
1111621-549002	CONTINGENCY RESERVE	\$0	\$48,963	\$53,753	\$0	\$41,006	10% minimum reserves required by Resolution 20-1654.
	TOTAL ROYAL OAKS SECTION ONE EXPENDITURES	\$404,576	\$464,058	\$480,140	\$428,326	\$451,068	

ROYAL OAKS EAST - 1703

	<i>Number of Units</i>		533.50			533.50	
	<i>Assessment Rate per Unit</i>		\$769.33			\$706.89	Assessment rate reduced by \$62.44 from prior year.
	<i>Total Guard Service Hours</i>		17,520			17,520	
	<i>Total Vehicle Hours</i>		-			-	
	<i>Total Holiday Hours</i>		384			528	
	<i>Guard Hourly Rate</i>		\$17.17			\$17.17	
	<i>Vehicle Hourly Rate</i>		\$1.55			\$1.55	
REVENUES							
1111631-312415	SPECIAL ASSESSMENT AT 100%	\$505,399	\$410,438	\$410,438	\$410,438	\$377,126	
1111631-312415	5% ADJUSTMENT FOR DISCOUNTS & DELAYED PAYMENTS	\$0	(\$20,522)	(\$20,522)	(\$20,522)	(\$18,856)	
1111631-329020	STD TRANSPONDERS	\$1,070	\$1,000	\$1,000	\$715	\$3,000	Revenue for new transponders purchased (\$35 each).
1111631-361102	COUNTY & STATE INTEREST	\$894	\$0	\$0	\$275	\$0	
1111631-370016	BUDGET CARRYFORWARD	\$30,134	\$117,760	\$133,037	\$133,037	\$97,030	Projected carry forward.
	TOTAL REVENUES	\$537,497	\$508,676	\$523,953	\$523,943	\$458,300	

TOWN OF MIAMI LAKES
FY 2020-21 ADOPTED BUDGET
NEIGHBORHOOD SERVICE DISTRICTS

Detail by Line Item

ACCOUNT NUMBER	ACCOUNT NAME	FY2018-19 ACTUALS	FY2019-20 ADOPTED BUDGET	FY2019-20 AMENDED BUDGET	FY2019-20 YEAR END PROJECTION	FY2020-21 ADOPTED BUDGET	BUDGET COMMENTS
NEIGHBORHOOD SERVICE DISTRICTS							
<u>EXPENSES</u>							
1111631-533002	SECURITY SERVICES	\$355,972	\$300,818	\$291,753	\$305,352	\$300,818	
1111631-533002	SECURITY GUARD HOLIDAY COST	\$0	\$0	\$13,599	\$0	\$4,533	11 Holidays (24 Hours) (RFP 2019-13)
	OPERATING SECURITY COST SUBTOTAL	\$355,972	\$300,818	\$305,352	\$305,352	\$305,351	
1111631-513011	MANAGEMENT & MONITORING (DIRECT COSTS)	\$5,709	\$13,690	\$13,690	\$13,690	\$13,219	
1111631-513012	ADMINISTRATIVE OVERHEAD EXPENSES (INDIRECT COSTS)	\$25,900	\$26,709	\$26,709	\$26,709	\$28,096	8.5% of operating expenses based on security guard service level 1.
	OPERATING ADMINISTRATIVE COST SUBTOTAL	\$31,609	\$40,399	\$40,399	\$40,399	\$41,315	
1111631-534010	JANITORIAL SERVICES	\$2,500	\$2,500	\$2,500	\$3,120	\$3,120	Weekly services per guard house (\$30).
1111631-534010-CVD19	JANITORIAL SERVICES-COVID 19	\$0	\$0	\$0	\$4,194	\$7,600	Disinfectant spraying of guard houses due to Covid19.
1111631-541000	TELEPHONE SERVICES	\$503	\$961	\$961	\$192	\$500	Monthly services for both guard house (\$40).
1111631-543000	UTILITY SERVICES-ELECTRICITY	\$2,288	\$3,100	\$3,100	\$2,057	\$3,100	-
1111631-543020	UTILITY SERVICES-WATER & SEWER	\$1,542	\$1,500	\$1,500	\$805	\$2,000	-
1111631-546000	REPAIRS & MAINTENANCE-MAJOR	\$8,471	\$15,000	\$15,000	\$10,000	\$8,000	Grounds Maintenance (\$4,000), Annual Pressure Cleaning (\$1,000), Electrical Repairs (\$1,000), Handymen(\$2,000).
1111631-546000	REPAIRS & MAINTENANCE-OTHER SUPPLIES	\$0	\$5,000	\$5,000	\$0	\$0	-
1111631-546002	EXTERMINATOR SERVICES	\$337	\$400	\$400	\$368	\$400	Monthly exterminator service for both guard houses (\$31).
1111631-546021	GATE EQUIPMENT & REPAIRS	\$705	\$3,000	\$3,000	\$4,100	\$7,425	New button system (\$1600), signage (\$3,000), emergency LED boom replacement (\$2,825).
1111631-547000	PRINTING & BINDING	\$72	\$200	\$200	\$0	\$200	Annual mailout for elections/straw ballot for capital improvements exceeding 15% of operating budget.
1111631-548020	GENERAL ADVERTISEMENTS	\$461	\$1,000	\$1,000	\$0	\$500	Legal notices to residents of changes to the districts.
1111631-549311	TRANSPONDERS	\$0	\$1,000	\$1,000	\$0	\$3,000	New transponders for residents.
1111631-566002	COMPUTER SOFTWARE LICENSES	\$0	\$0	\$0	\$0	\$13,000	Annual LPR software license.
	OPERATING COST SUBTOTAL	\$16,880	\$33,661	\$33,661	\$24,837	\$48,845	
1111631-563000	CAPITAL OUTLAY-INFRASTRUCTURE	\$0	\$66,899	\$66,899	\$56,325	\$21,125	
1111631-564000	CAPITAL OUTLAY-MACHINERY & EQUIPMENT	\$0	\$0	\$0	\$0	\$0	
	CAPITAL OUTLAY COST SUBTOTAL	\$0	\$66,899	\$66,899	\$56,325	\$21,125	Any request for capital improvements that exceed 15% of the annual operating budget shall require a straw ballot poll from the residents residing within the District prior to any allocation of moneys for said improvement (Resolution 20-1654).
1111631-549002	CONTINGENCY RESERVE	\$0	\$66,899	\$77,642	\$0	\$41,664	10% minimum reserves required by Resolution 20-1654
	TOTAL ROYAL OAKS EAST EXPENDITURES	\$404,461	\$508,676	\$523,953	\$426,913	\$458,300	

TOWN OF MIAMI LAKES
FY 2020-21 ADOPTED BUDGET
NEIGHBORHOOD SERVICE DISTRICTS

Detail by Line Item

ACCOUNT NUMBER	ACCOUNT NAME	FY2018-19 ACTUALS	FY2019-20 ADOPTED BUDGET	FY2019-20 AMENDED BUDGET	FY2019-20 YEAR END PROJECTION	FY2020-21 ADOPTED BUDGET	BUDGET COMMENTS
----------------	--------------	-------------------	--------------------------	--------------------------	-------------------------------	--------------------------	-----------------

NEIGHBORHOOD SERVICE DISTRICTS

LAKE PATRICIA - 1704

Number of Units	72.5		72.5
Assessment Rate per Unit	\$231.46		\$231.46
Fish Stocking	1,100		1,100
Number of cycles	12		12
Number of summer cycles	6		6

REVENUES

1111641-312415	SPECIAL ASSESSMENT AT 100%	\$15,939	\$16,781	\$16,781	\$16,781	\$16,781
1111641-312415	5% ADJUSTMENT FOR DISCOUNTS & DELAYED PAYMENTS	\$0	(\$839)	(\$839)	(\$839)	(\$839)
1111641-361102	COUNTY & STATE INTEREST	\$14	\$0	\$0	\$9	\$0
1111641-370016	BUDGET CARRYFORWARD	\$1,259	\$3,535	\$3,423	\$3,423	\$4,698
						Projected carry forward.
	TOTAL REVENUES	\$17,212	\$19,477	\$19,365	\$19,374	\$20,640

EXPENSES

1111641-513012	ADMINISTRATIVE OVERHEAD EXPENSES (INDIRECT COSTS)	\$1,455	\$1,196	\$1,196	\$1,196	\$1,207	8.5% of operating expenses.
	OPERATING ADMINISTRATIVE COST SUBTOTAL	\$1,455	\$1,196	\$1,196	\$1,196	\$1,207	
1111641-542000	FREIGHT & POSTAGE	\$0	\$200	\$200	\$60	\$100	
1111641-546101	WATER TREATMENT SERVICE	\$11,900	\$11,900	\$11,900	\$11,900	\$13,400	Monthly service (\$900), Annual blue dye treatment (\$1,100), annual fish stocking (\$1,500).
1111641-546101	OTHER CHARGES FOR WATER TREATMENT	\$0	\$1,500	\$1,500	\$1,500	\$0	
1111641-547000	PRINTING & BINDING	\$9	\$50	\$50	\$20	\$200	Annual mailout for elections/straw ballot for capital improvements exceeding 15% of operating budget.
1111641-548020	GENERAL ADVERTISEMENTS	\$424	\$424	\$424	\$0	\$500	Legal notices to residents of changes to the districts.
	OPERATING COSTS SUBTOTAL	\$12,334	\$14,074	\$14,074	\$13,480	\$14,200	
1111641-549002	CONTINGENCY RESERVE	\$0	\$4,207	\$4,095	\$0	\$5,233	10% minimum reserves required by Resolution 20-1654.
	TOTAL LAKE PATRICIA EXPENDITURES	\$13,789	\$19,477	\$19,365	\$14,676	\$20,640	

LAKE HILDA - 1705

Number of Units	111		111
Assessment Rate per Unit	157.92		157.92
Number of cycles	12		12
Number of summer cycles	6		6

REVENUES

1111651-312415	SPECIAL ASSESSMENT AT 100%	\$16,925	\$17,529	\$17,529	\$17,529	\$17,529
1111651-312415	5% ADJUSTMENT FOR DISCOUNTS & DELAYED PAYMENTS	\$0	(\$876)	(\$876)	(\$876)	(\$876)
1111651-361102	COUNTY & STATE INTEREST	\$18	\$0	\$0	\$11	\$0
1111651-370016	BUDGET CARRYFORWARD	\$1,814	\$4,837	\$5,417	\$5,417	\$9,400
						Projected carry forward.
	TOTAL REVENUES	\$18,758	\$21,490	\$22,070	\$22,081	\$26,053

EXPENSES

1111651-513012	ADMINISTRATIVE OVERHEAD EXPENSES (INDIRECT COSTS)	\$1,408	\$1,091	\$1,091	\$1,091	\$1,114	8.5% of operating expenses.
	OPERATING ADMINISTRATIVE COST SUBTOTAL	\$1,408	\$1,091	\$1,091	\$1,091	\$1,114	

TOWN OF MIAMI LAKES
FY 2020-21 ADOPTED BUDGET
NEIGHBORHOOD SERVICE DISTRICTS

Detail by Line Item

ACCOUNT NUMBER	ACCOUNT NAME	FY2018-19 ACTUALS	FY2019-20 ADOPTED BUDGET	FY2019-20 AMENDED BUDGET	FY2019-20 YEAR END PROJECTION	FY2020-21 ADOPTED BUDGET	BUDGET COMMENTS
NEIGHBORHOOD SERVICE DISTRICTS							
1111651-542000	FREIGHT & POSTAGE	\$0	\$100	\$100	\$70	\$100	
1111651-546101	WATER TREATMENT SERVICE	\$11,500	\$12,300	\$12,300	\$11,500	\$12,300	Monthly service (\$875), annual blue dye treatment (\$1,000), annual fish stocking (\$800).
	PRINTING & BINDING	\$16	\$20	\$20	\$20	\$200	Annual mailout for elections/straw ballot for capital improvements exceeding 15% of operating budget.
1111651-547000	GENERAL ADVERTISEMENTS	\$417	\$420	\$420	\$0	\$500	Legal notices to residents of changes to the districts.
1111651-548020		OPERATING COSTS SUBTOTAL	\$11,933	\$12,840	\$12,840	\$11,590	\$13,100
1111651-549002	CONTINGENCY RESERVE	\$0	\$7,559	\$8,139	\$0	\$11,839	10% minimum reserves required by Resolution 20-1654.
	TOTAL LAKE HILDA EXPENDITURES	\$13,341	\$21,490	\$22,070	\$12,681	\$26,053	

TOTAL NEIGHBORHOOD SERVICE DISTRICTS REVENUES:	\$ 1,778,946	\$ 1,739,778	\$ 1,804,826	\$ 1,805,759	\$ 1,683,881
TOTAL NEIGHBORHOOD SERVICE DISTRICTS EXPENDITURES:	\$ 1,467,846	\$ 1,739,778	\$ 1,804,826	\$ 1,526,438	\$ 1,683,881

TOWN OF MIAMI LAKES
 FY2020-2021 ADOPTED BUDGET
 DISASTER FUND
 Detail by Line Item

ACCOUNT NUMBER	ACCOUNT NAME	FY2018-19 ACTUALS	FY2019-20 ADOPTED BUDGET	FY2019-20 AMENDED BUDGET	FY2019-20 YEAR END PROJECTION	FY2020-21 ADOPTED BUDGET	BUDGET COMMENTS
----------------	--------------	-------------------	--------------------------	--------------------------	-------------------------------	--------------------------	-----------------

DISASTER FUND

		<u>REVENUES</u>				
109-331524	FEDERAL GRANT	\$20,722	\$0	\$0	\$0	\$0 -
TOTAL REVENUES		\$20,722	\$0	\$0	\$0	\$0

		<u>EXPENDITURE</u>				
1097207-XXXXXX	DEBRIS REMOVAL & MONITORING	\$20,722	\$0	\$0	\$0	\$0 -
TOTAL EXPENDITURES		\$20,722	\$0	\$0	\$0	\$0



**Electric Utility Tax Revenue
and
Debt Service Fund**

Town of Miami Lakes FY 2020-21 Adopted Budget

*Electric Utility Tax Revenue
and
Debt Service Fund*

Electric Utility Tax Revenue

The Series 2010, Special Obligation Bond Covenant requires that the electrical utility tax revenue be first utilized to make the debt service payment. The

Electric Utility Tax Revenue Fund was therefore created to ensure the appropriate capture of the revenue and the fees associated with the maintenance of the debt. All unused funds are transferred to the General Fund for general operations.

The Total Electric Utility Tax revenue for FY 2020-21 is budgeted at \$3,060,000, a decrease of \$22,101 or 0.72% over the current year projections. A transfer to the Debt Service Fund in the amount of \$553,991 is budgeted, and \$2,504,009 transfer to the General Fund. The annual dissemination service fee is estimated at \$2,000.

Debt Service Fund

The Bond and Notes covenants require that all debt service-related revenues and expenditures be tracked in a separate fund. This Fund accounts for the servicing of all outstanding long-

term obligations except those payable from Enterprise Funds. The Debt Service Fund for FY 2020-21 includes the Series 2010 Special Obligation Bond for construction of Government Center.

The Series 2010 Bond Holder interest payment for FY 2020-21 is \$507,609 and the Federal Direct Payment (interest reimbursement) is estimated at \$171,824. The difference between these two amounts (\$335,785) represents the Town's portion of the debt service which is paid using the Electric Utility Tax revenues. The first principal payment of \$380,000 was paid December 1, 2019, and the second payment of \$200,000 on the Bond is due December 1, 2020.

TOWN OF MIAMI LAKES
 FY2020-2021 ADOPTED BUDGET
 ELECTRIC UTILITY TAX REVENUE FUND
 Detail by Line Item

ACCOUNT NUMBER	ACCOUNT NAME	FY2018-19 ACTUALS	FY2019-20 ADOPTED BUDGET	FY2019-20 AMENDED BUDGET	FY2019-20 YEAR END PROJECTION	FY2020-21 ADOPTED BUDGET	BUDGET COMMENTS
ELECTRIC UTILITY TAX REVENUE							
<u>REVENUES</u>							
103-314100	ELECTRIC UTILITY SERVICE TAX	\$3,076,152	\$3,000,000	\$3,000,000	\$3,082,101	\$3,060,000	
103-314101	ELECTRIC UTILITY SERVICE TAX TO GF	-\$2,364,706	-\$2,414,601	-\$2,414,601	-\$2,508,964	-\$2,504,009	
103-370000	ELEC UTIL BUDGET CARRYFORWARD	\$0	\$0	\$0	\$0	\$0	
103-381210	TRANSFER GF ELEC UTIL	\$50,123	\$0	\$0	\$0	\$0	
103-381215	TRANSFER FR DEBT SERVICE 2010	\$0	\$0	\$0	\$0	\$0	
	TOTAL REVENUES	\$761,569	\$585,399	\$585,399	\$573,137	\$555,991	
<u>EXPENDITURES</u>							
1038108-549091	ANNUAL DISSEMINATION AGENT FEE	\$2,000	\$2,000	\$2,000	\$2,000	\$2,000	
1038108-591062	TRANSFER TO TOWN FOUNDATION	\$48,123	\$0	\$0	\$0	\$0	
1038108-591070	TRANSFER TO DEBT SERVICE FUND	\$711,446	\$583,399	\$583,399	\$560,935	\$553,991	
	TOTAL EXPENDITURES	\$761,569	\$585,399	\$585,399	\$562,935	\$555,991	

TOWN OF MIAMI LAKES
 FY2020-2021 ADOPTED BUDGET
 DEBT SERVICE FUND
 Detail by Line Item

ACCOUNT NUMBER	ACCOUNT NAME	FY2018-19 ACTUALS	FY2019-20 ADOPTED BUDGET	FY2019-20 AMENDED BUDGET	FY2019-20 YEAR END PROJECTION	FY2020-21 ADOPTED BUDGET	BUDGET COMMENTS
DEBT SERVICE FUND							
<u>REVENUES</u>							
200-361100	INTEREST INCOME	\$19,176	\$0	\$0	\$9,902	\$0	
200-370000	DEBT SERVICE FUND BUDGET CARRYFORWARD	\$0	\$354,919	\$354,919	\$595,113	\$293,780	
200-381212	TRANSFER IN FROM ELEC UTIL FD	\$711,446	\$583,399	\$583,399	\$560,935	\$553,991	
200-381216	TRANSFER IN FROM GENERAL FUND	\$3,100	\$0	\$0	\$0	\$0	
200-384002	FEDERAL DIRECT PAYMENT	\$180,072	\$169,448	\$169,448	\$176,236	\$171,824	
TOTAL REVENUES		\$913,795	\$1,107,766	\$1,107,766	\$1,342,186	\$1,019,595	
<u>EXPENSES</u>							
2001731-549002	CONTINGENCY	\$0	\$204,507	\$204,507	\$0	\$310,236	
2001731-549090	FINANCIAL INSTITUTION FEES	\$2,700	\$1,350	\$1,350	\$1,550	\$1,550	
2001731-549092	8038 CP PREPARATION FEES	\$400	\$200	\$200	\$200	\$200	
2001731-571000	SERIES 2010 PRINCIPAL	\$0	\$380,000	\$380,000	\$380,000	\$200,000	
2001731-572000	SERIES 2010 INTEREST	\$548,499	\$521,709	\$521,709	\$535,104	\$507,609	
2001731-591040	TRANSFER OUT-GENERAL FUND	\$0	\$0	\$0	\$131,552	\$0	
TOTAL EXPENDITURES		\$551,599	\$1,107,766	\$1,107,766	\$1,048,406	\$1,019,595	



**Capital Projects Fund
Infrastructure Sinking Fund
and
Five-Year Capital Improvement Plan**

Town of Miami Lakes FY 2020-21 Adopted Budget

Capital Projects Fund Detail

The Capital Improvement Program aligns with the Town's 2015-2025 Strategic Plan where mobility remains the Town's #1 strategic goal. The FY 2020-21 Capital Projects Fund Budget includes many of these initiatives with investment in transportation projects representing 64% of the Capital Improvement Program, followed by 23% in stormwater improvements, and 13% investment in parks and facilities improvements.

The Capital Projects Fund is established to account for all resources used for the acquisition of fixed assets or construction of major capital projects. Money is typically transferred to this Fund from other Funds for these projects. The Budget for FY 2020-21 totals \$9,410,102. Projects are grouped according to the three sub-fund categories as summarized below:

Parks Development

- **Miami Lakes Optimist Park Master Plan**

Total Estimated Project Cost is \$10 to \$17.5 million; FY 2020-21 Budget is \$467,032

The Town Council adopted the Miami Lakes Optimist Park Master Plan in 2003; while many of the proposed improvements have been completed, the Plan also includes concession stand and bathroom facility (\$1 million), rebuilding the tennis and basketball courts (\$350,000), new sports field lighting (\$1.2 million), field and fencing reconfiguration (\$3.5 million), a walking trail throughout the park with exercise amenities (\$700,000), new site furnishings (\$390,000), site earthwork and landscaping (\$2 million), additional parking area and resurface existing parking lot (\$815,000), optional airnasium (\$500,000) and construction cost (\$6 million).

In FY2018, a contract for field design work was awarded for \$470,000 which is approximately 41% complete. FY2020-21 budget provides funding for the completion of the field design work and for the construction documents.

Town of Miami Lakes FY 2020-21 Adopted Budget

- **Optimist Park Storage Facility**

Total Estimated Project Cost \$230,000; FY 2020-21 Budget is \$189,961.

The budget included \$80,000 to replace the roof and renovate the interior of the storage facility at Optimist Park. Due to a change in scope, the budget was amended to add \$150,000 to completely remodel the structure, update electrical, plumbing and mechanical systems to meet current Code, reconfigure interior spaces making the building ADA accessible, and aesthetically update the exterior of the building to make it consistent with MLOP Clubhouse. Design was completed in FY2019 and revised in FY2020 to include flood protection requirements. Construction is expected to be commence in FY2021.

- **Par 3 Park**

Total Estimated Project Cost is \$4.7 million; FY 2020-21 Budget is \$150,000.

Funded from developer contribution, the budget allocation is for design work to turn a Par 3 Golf Course into a multi-use central park with areas for kids to play, fitness activities, and a transit park-and-ride.

- **Bridge Park – Phase 1**

Total estimated project cost - \$215,000; FY 2020-21 Budget - \$87,164.

In FY2019, Town Council approved the conceptual design for Phase 1 of the 1-5-4 Bridge Park. Phase 1 consists of constructing the Entry Plaza for the 1-5-4 Bridge Park & Greenway with shared use paths, central area with benches, feature canopy tree, landscape islands containing native trees and plants, which was completed in FY20. The FY 21 Budget provides funding for lighting installation to be completed in Phase 1.

The Town is exploring the potential development of the Miami Lakes Bridge Park located on the I-75 Highway overpass at the western boundary of NW 154th Street. The project would extend west from the Town's boundary into the City of Hialeah along NW 154th Street and connect to a planned large regional park in Hialeah. The Park will include bike lanes, walking paths and greenery and provide public green and recreational space to benefit existing residents and the adjacent new homes and commercial development.

- **Senior Center Buildout**

Total estimated project cost - \$500,000; FY 2020-21 Budget - \$250,000.

The creation of a senior center and improving the health and vitality of residents of all ages are both part of the Town's 2015-2025 strategic plan. The Senior Community

Town of Miami Lakes FY 2020-21 Adopted Budget

Center 6,000 square feet interior build project will enhance the Town's ability to provide vital resources, programs, and services to its growing senior population.

The project is positioned on approximately 1.3 acres, located on the west side of Commerce Way and NW 146th Street. The facility shell, estimated at \$1.2 million, is being donated to the Town by The Graham Companies. Surrounding accommodations proposed for this space include 9.4 acres 220 units senior living apartments and a 4.2 acre assisted living facility. The FY 2020-21 allocation will fund buildout of the interior facility shell to include furniture, fixtures, and equipment. The facility will be equipped with a catering room to host healthy cooking demos, multipurpose room for health programs and educational classes, art room, and an open playroom.

Transportation Improvements and Stormwater Improvements

The Transportation Improvement Program is based

on the results of the Roadway Assessment Report that was completed in 2011, as well as the 2015 Transportation Summit recommendations; the Stormwater Improvement Program is based on the results of the Stormwater Master Plan Update completed in 2012. These programs were developed to ensure that road resurfacing projects are coordinated with drainage improvements. For FY 2020-21, these projects are funded from State grants, Infrastructure Gas Tax funds, Transportation Sales Tax, and Stormwater Utility fees.

As part of its Stormwater Master Plan, over the last few years the Town of Miami Lakes has undertaken a series of projects to protect surface water quality and reduce flooding within the Town. These projects are comprised of both roadway and drainage components and the cost is typically split between the Transportation and Stormwater sub-funds. Drainage projects are completed by resurfacing the roadway, pavement markings, signage and when applicable, landscaping and irrigation. Stormwater improvements typically include the addition of catch basins, French drains, and manholes to provide water quality and quantity treatment. Projects funded in the FY 2020-21 Budget include:

- **West Lake Roadway and Drainage Improvement – Phase III**

Total Estimated Project Cost is \$2.17 million; FY 2020-21 Budget is \$2,108,559.

The Stormwater Master Plan identified the West Lakes area as a priority for stormwater improvements. The project consists of a complete drainage system retrofit and installation of drainage pipes in residential local roads and exfiltration trenches (French

Town of Miami Lakes FY 2020-21 Adopted Budget

Drains) connecting to existing underground infrastructure, leading to an outfall. New structures and inlets will increase capacity.

The projects bidding process was completed in the spring of 2020 and the construction contract was awarded in July of 2020. Commencement of construction activities are anticipated in mid-September 2020. The Town received \$600,000 in State Legislative funding towards Phases 1 and II which were completed in FY2016 and FY2017, respectively. The underground infrastructure installed during Phase I and Phase II is the main system which West Lakes Drainage Improvements Phase III new structures and inlets will intersect, completing this drainage system. In FY2018, the Town received \$1,462,499.95 in grant funding from the U.S. Department of Homeland Security's Federal Emergency Management Agency (FEMA) through the State of Florida, and \$500,000 in State Legislative funds for West Lake Drainage Improvement Phase III. This total funding of \$2,274,215 will complete the project in FY2021.

- **NW 83rd Place Roadway & Drainage Improvement Project**

Total Estimated Project Cost is \$338,525; FY 2020-21 Budget is \$338,525.

This project consists of drainage improvements on NW 83rd Place from NW 159th Terrace to NW 162nd Street. The work involves a drainage system retrofit which may include a new outfall connection to the private lake to the west of NW 83rd Place and additional underground infrastructure to increase drainage capacity. Budgeted funds will be used for design, permitting, and construction of these improvements.

- **NW 59th Avenue Extension**

Total Estimated Project Cost is \$9 million; FY 2020-21 Budget is \$5,326,052.

The project includes obtaining The right to a 0.86-acre parcel from Miami-Dade Aviation Department and land acquisition of private property to design and construct a bridge and roadway improvement, extending from NW 59th Avenue over the C-8 Canal south to NW 151st Street, thereby providing public access that will facilitate increased economic opportunities, commerce and local jobs.

In FY2018 the Town was awarded a \$3.6 million competitive grant from FDOT for the construction of the NW 59th Avenue project. Additionally, the Town is securing Road Impact Fees from the County for \$1.5 million.

The FY2021 budget includes a budget transfer \$425,000 from PTP 80%, \$100,000 from Mobility Fee, and funding of \$128,838 from Gas Tax.

Town of Miami Lakes FY 2020-21 Adopted Budget

- **Safe Routes to School Bob Graham Education Center**

Total Estimated Project Cost is \$265,000; FY 2020-21 Budget is \$56,267.

The Town was initially awarded a grant from FDOT through the Local Agency Program in FY2019 in the amount of \$241,143 for the widening of the eastside school campus frontage sidewalk, new pedestrian ramps and crosswalk improvements along NW 79th Avenue from NW 167th Terrace to NW 155th Street and NW 82nd Avenue at 162nd Street. This budget includes the design phase of this project and is to commence in FY2021. The construction portion is expected to commence in FY2023.

- **Streetlight Improvement Project**

Total Estimated Project Cost is \$100,000; FY 2020-21 Budget is \$100,000.

This project consists of limited streetlights improvements in various sectors of the Town. The work involves replacement of existing LED fixtures and/or installation of new streetlight poles to bring roadway light levels to the desired illuminance values. Budgeted funds will be used for the design, permitting and construction of these improvements.

- **Miglo Walking & Biking Project**

Total estimated project cost - \$25,000; FY 2020-21 Budget - \$24,250.

In FY2020 the Town was awarded a \$25,000 grant through the 2019 Public Space Challenge at the Miami Foundation. The purpose of the grant is to create solar powered glow in the dark walking and biking trail to improve lighting and safety for residents, pedestrians and cyclists who will utilize this trail at night.

**TOWN OF MIAMI LAKES
FY2020-2021 ADOPTED BUDGET
CAPITAL PROJECTS FUND
Detail by Line Item**

ACCOUNT NUMBER	ACCOUNT NAME	FY2018-19 ACTUALS	FY2019-20 ADOPTED BUDGET	FY2019-20 AMENDED BUDGET	FY2019-20 YEAR END PROJECTION	FY2020-21 ADOPTED BUDGET	BUDGET COMMENTS
----------------	--------------	-------------------	--------------------------	--------------------------	-------------------------------	--------------------------	-----------------

**CAPITAL PROJECTS FUND
FACILITIES & EQUIPMENT IMPROVEMENT**

REVENUES

3013903-370000-FAC	CAP PROJ BUDGET CARRYFORWARD	\$44,531	\$14,362	\$16,980	\$16,980	\$0 -	
3013903-381109	TRANSFER FROM GENERAL FUND	\$0	\$0	\$33,500	\$33,500	\$0 -	
3013903-381114	TRANSFER FROM IMPACT FEE FUND - POLICE	\$0	\$0	\$25,000	\$25,000	\$0 -	
TOTAL REVENUES		\$44,531	\$14,362	\$75,480	\$75,480	\$0	

EXPENSES

3013903-549002	CONTINGENCY RESERVE	\$0	\$14,362	\$0	\$0	\$0 -	
3013903-563000	INFRASTRUCTURE	\$0	\$0	\$52,629	\$52,629	\$0 -	
3013903-564000	MACHINERY & EQUIPMENT	27,551	\$0	\$22,851	\$22,851	\$0 -	
TOTAL EXPENDITURES		\$27,551	\$14,362	\$75,480	\$75,480	\$0	

PARKS IMPROVEMENTS

REVENUES

301-337205-G1902	GRANT-NEAT STREET MIAMI	\$36,089	\$0	\$0	\$0	\$0 -	
301-337205-G2003	GRANT-NEAT STREET MIAMI	\$0	\$0	\$41,470	\$41,470	\$0 -	
301-370001	CAP PARKS BUDGET CARRYFORWARD	\$619,869	\$1,281,163	\$1,110,432	\$1,110,432	\$877,157	Prior year fund balance carryforward.
301-381106	TRANSFERS IN-GENERAL FUND-PARKS	\$728,636	\$0	\$0	\$0	\$17,000	Transfer in from General Fund to the MLOP Master Plan.
301-381115-PIMP	TRANSFERS IN-PARKS IMPACT FEE FUND-IMPROV	\$328,743	\$0	\$0	\$0	\$250,000	Transfer from Park Impact Fees for Senior Center Buildout.
301-381115-POS	TRANSFERS IN-PARKS IMPACT FEE FUND-OPEN SPACE	\$0	\$200,000	\$296,090	\$296,090	\$0 -	
301-381124	TRANSFERS IN-BLACK OLIVE TREE PROGRAM	\$0	\$0	\$41,470	\$41,470	\$0 -	
3017217-331905-G1802	FLORIDA DEPT OF AGRICULTURE & CONSUMER SERVICES	\$0	\$0	\$200,000	\$200,000	\$0 -	
TOTAL REVENUES:		\$1,713,337	\$1,481,163	\$1,689,462	\$1,689,462	\$1,144,157	

EXPENSES

3017207-591040	TRANSFERS OUT-GENERAL FUND	\$0	\$420,000	\$420,000	\$420,000	\$0 -	
3017207-549002	CIP RESERVE FOR PARKS	\$0	\$8,966	\$0	\$0	\$0 -	
3017207-563003	WEST LAKE NEIGHBORHOOD REFORESTATION PROGRAM	\$98,040	\$0	\$82,940	\$82,940	\$0 -	
3017327-562065	SENIOR CENTER BUILDOUT	\$0	\$0	\$0	\$0	\$250,000	Interior build up of a 6,000 square foot shell building for a senior community center for an estimated total project cost of \$500,000. Bidding and design in FY21 and construction in FY22.
TOTAL ADMINISTRATIVE PROJECTS:		\$103,040	\$428,966	\$502,940	\$502,940	\$250,000	

3017217-563000-G1802	ROP SPORTS FIELDS LED RETROFIT	\$199,838	\$0	\$18,300	\$18,300	\$0 -	
TOTAL ROYAL OAKS PARK PROJECTS		\$199,838	\$0	\$18,300	\$18,300	\$0	

3017227-563536	MINI PARKS COMM CENT EAST	\$5,709	\$0	\$0	\$0	\$0 -	
TOTAL PARK -EAST (YOUTH CENTER)		\$5,709	\$0	\$0	\$0	\$0	

3017237-563530	MINI PARKS IMPROVEMENTS-PLAYGROUND RENOVATION	\$85,744	\$0	\$0	\$0	\$0 -	
TOTAL PARK -WEST (MARY COLLINS)		\$85,744	\$0	\$0	\$0	\$0	

**TOWN OF MIAMI LAKES
FY2020-2021 ADOPTED BUDGET
CAPITAL PROJECTS FUND
Detail by Line Item**

ACCOUNT NUMBER	ACCOUNT NAME	FY2018-19 ACTUALS	FY2019-20 ADOPTED BUDGET	FY2019-20 AMENDED BUDGET	FY2019-20 YEAR END PROJECTION	FY2020-21 ADOPTED BUDGET	BUDGET COMMENTS
3017247-563001	MLOP STORAGE FACILITY	\$41,960	\$188,000	\$188,000	\$1,947	\$189,961	Re-budget funds to replace roof, A/C unit, renovate bathrooms and refurbish interior.
3017247-563618	MLOP MASTER PLAN	\$61,669	\$514,197	\$516,860	\$66,828	\$467,032	
3017247-567000	MLOP WORKS OF ART/COLLECTIONS	\$7,000	\$0	\$12,085	\$12,400	\$0	
TOTAL MIAMI LAKES OPTIMIST PARK		\$110,629	\$702,197	\$716,945	\$81,175	\$656,993	Funding to complete the design work at MLOP and the remainder towards the construction phase.
3017257-564000	MACHINERY & EQUIPMENT-MINI PARKS IMPRO.	\$53,464	\$0	\$5,187	\$963	\$0	\$0
TOTAL MINI PARKS		\$53,464	\$0	\$5,187	\$963	\$0	
3017277-563538	BRIDGE PARK (154TH BRIDGE)	\$11,892	\$200,000	\$200,000	\$112,836	\$87,164	Funding to complete design of Bridge Park.
3017277-563542	170TH STREET GREENWAY TRAIL	\$0	\$0	\$60,000	\$60,000	\$0	Re-budget funds for design of Par 3 Park.
3017287-563540	PAR 3 PARK	\$0	\$150,000	\$150,000	\$0	\$150,000	
3017297-563539	PASSIVE PARK DEVELOPMENT	\$32,590	\$0	\$36,090	\$36,090	\$0	
TOTAL PASSIVE PARK DEVELOPMENT		\$44,482	\$350,000	\$446,090	\$208,926	\$237,164	
TOTAL PARKS IMPROVEMENTS EXPENDITURES		\$602,905	\$1,481,163	\$1,689,462	\$812,305	\$1,144,157	

TRANSPORTATION IMPROVEMENTS

REVENUES

301-331492-G1401	FEDERAL GRANT-TRANSPORTATION ALTERNATIVE PROGRAM (TAP)	\$0	\$1,000,000	\$1,000,000	\$750,000	\$250,000	Re-budget Tap Grant Award for Complete Streets Business Park East project to include town wide bicycle and pedestrian improvements.
301-334202	SAFE ROUTES TO SCHOOL GRANT	\$0	\$721,638	\$721,638	\$0	\$721,638	Re-budget LAP grant funding for Safe Routes to School project including construction and CEI costs.
301-361100	INTEREST INCOME	\$40,693	\$25,000	\$25,000	\$6,837	\$0	1 to 5 cent tax per Florida Statute 336.025. Based on Department of Revenue estimates at 95%. Funding towards 59th Ave. Roadway Extension project.
3014134-312420	SECOND LOCAL OPT GAS TAX-3 CENT	\$156,596	\$155,000	\$155,000	\$140,400	\$128,838	
3014134-331907-G1805	COUNTY GRANT-CIGP-NW 59 AVE RDWY EXTENSION	\$0	\$3,614,500	\$3,614,500	\$0	\$3,614,500	Re-budget County Incentive Grant Program for NW 59 Avenue Roadway extension and redevelopment project. Total grant award \$3,614,500. FY19 Budget for design and land acquisition, Construction and CEI (\$2.474M).
3014134-334202-G1901	SAFE ROUTES TO SCHOOL GRANT-BOB GRAHAM	\$0	\$0	\$0	\$0	\$56,267	Grant award from FDOT for Safe Routes to School project between Miami Lakes K8 and ML Middle Schools.
3014134-337207-G1801	TPO GRANT-SMART MOBILITY	\$40,000	\$0	\$0	\$0	\$0	Grant received in FY20.
3014134-337403-G2002	MIGLO WALKING & BIKING TRAIL	\$0	\$0	\$25,000	\$25,000	\$0	
3014134-369300	INSURANCE CLAIMS	\$0	\$0	\$0	\$0	\$0	Prior year carryforward fund balance.
3014134-370003	TRANSPORTATION CARRYFORWARD	\$1,066,256	\$805,386	\$1,493,734	\$1,493,734	\$422,618	
3014134-381111	TRANSFER IN-SPECIAL REVENUE FUND-PTP 80%	\$715,420	\$595,000	\$595,000	\$595,000	\$525,000	Transfer from PTP 80% (425,000) towards 59 Ave. Roadway Extension Project and Street Light Improvements (\$100,000).
3014134-381134	TRANSFER IN-ROADWAY IMPROVEMENT/GAS TAX	\$100,000	\$0	\$0	\$0	\$0	For 59th Ave. Roadway Extension Project
3014144-381304-00001	TRANSFER IN-DEVELOPER CONTRIBUTION IN LIEU OF ROAD IMPACT FEE FUND	\$360,253	\$273,634	\$360,254	\$360,254	\$0	
3014184-381120	TRANSFER IN-SPECIAL REVENUE FUND-MOBILITY FEE	\$110,000	\$100,000	\$100,000	\$100,000	\$100,000	
TOTAL REVENUES		\$2,589,218	\$7,290,158	\$8,090,126	\$3,471,225	\$5,818,861	

**TOWN OF MIAMI LAKES
FY2020-2021 ADOPTED BUDGET
CAPITAL PROJECTS FUND
Detail by Line Item**

ACCOUNT NUMBER	ACCOUNT NAME	FY2018-19 ACTUALS	FY2019-20 ADOPTED BUDGET	FY2019-20 AMENDED BUDGET	FY2019-20 YEAR END PROJECTION	FY2020-21 ADOPTED BUDGET	BUDGET COMMENTS
EXPENSES							
3014134-531336-G1801	SMART MOBILITY & FUTURE TECHNOLOGY TRANSPORTATION STUDY	\$50,000	\$0	\$0	\$0	\$0 -	
3014134-534200	TRAFFIC CALMING	\$4,558	\$0	\$0	\$0	\$0 -	
3014134-546230	CIP RESERVE FOR TRANSPORT	\$0	\$0	\$50,667	\$0	\$312,292	Reserve for future projects.
3014134-563008	STREET LIGHT IMPROVEMENTS	\$0	\$0	\$0	\$0	\$100,000	Streetlights improvements in various sectors of the Town, to replace existing LED fixtures and/or install new streetlight poles to bring roadway light levels to the desired illuminance values. Funds will be used for the design, permitting and construction of these improvements.
3014134-563029	59TH AVENUE ROADWAY EXTENSION	\$139,188	\$5,184,299	\$5,184,299	\$512,085	\$5,326,052	Secure approval from FAA and South Florida Water Management District to extend 59th Avenue south to Miami Lakes Drive to include construction. Total estimated project cost \$9M.
3014134-563060	TRANSP LAKE SARAH IMPROV	\$52,774	\$0	\$0	\$0	\$0 -	
3014134-563065	SAFE ROUTES TO SCHOOL ALONG MLS	\$23,320	\$847,330	\$1,039,010	\$901,259	\$0 -	
3014134-563066-G1901	SAFE ROUTES TO SCHOOL BOB GRAHAM	\$0	\$0	\$0	\$0	\$56,267	Design phase for Safe Routes to School Bob Graham project to be completed in FY21.
3014134-563202	WINDMILL GATE ROAD IMPROVEMENTS	\$121,484	\$0	\$0	\$0	\$0 -	
3014134-563210-G2002	MIGLO WALKING & BIKING TRAIL	\$0	\$0	\$25,000	\$750	\$24,250	To create a solar-powered glow in the dark walking and biking trail to improve lighting and safety for residents, pedestrians and cyclists.
3014134-563608	COMPLETE STREET IMPLEMENTATION : BUSINESS PARK EAST (NW 60TH AVE)	\$131,736	\$812,914	\$1,245,678	\$1,089,041	\$0 -	
3014134-563617	MIAMI LAKEWAY SOUTH RESURFACE	\$221,776	\$0	\$0	\$0	\$0 -	
3014134-591030	TRANSFER TO STORMWATER CIP	\$150,000	\$0	\$0	\$0	\$0 -	
3014144-563725-00001	PALMETTO & NW 67TH AVENUE WIDENING	\$181,600	\$445,615	\$458,852	\$458,852	\$0 -	
3014184-563614	ADAPTIVE SIGNALIZATION PROGRAM	19,049	\$0	\$86,620	\$86,620	\$0 -	
TOTAL EXPENDITURES		\$1,095,485	\$7,290,158	\$8,090,126	\$3,048,607	\$5,818,861	
STORMWATER IMPROVEMENTS							
REVENUES							
3013803-331906-G1806	FEMA - WEST LAKE PHASE 3	\$22,500	\$1,440,000	\$1,440,000	\$0	\$1,533,372	Re-budget FEMA Funding through the State of Florida for West Lake Phase 3 (\$1,440,000) plus additional FDEM (\$93,372).
3013803-334360-LKSAR	STORMWATER GRANTS-LAKE SARAH	\$425,000	\$0	\$0	\$0	\$0 -	
3013803-334361-G1706	STORMWATER GRANTS-CANAL STABILIZATION	\$260,370	\$740,000	\$739,630	\$739,630	\$0 -	
3013803-334362-G1803	STATE LEGISLATIVE GRANT - ROYAL OAKS DRAINAGE	\$134,650	\$500,000	\$365,350	\$365,350	\$0 -	
3013803-334507-G1804	STATE LEGISLATIVE GRANT - WEST LAKE PHASE 3	\$0	\$500,000	\$500,000	\$0	\$500,000	Re-budget Legislative Award for West Lakes Drainage Phase 3.
3013803-370004	CAPITAL SW BUDGET CARRYFORWARD	(\$356,482)	(\$630,093)	(\$244,012)	(\$244,012)	(\$46,813)	Prior year fund balance carryforward.
3013803-381109	TRANSFER IN-GENERAL FUND	\$0	\$0	\$0	\$0	\$238,525	Transfer from General Fund towards NW 83rd Place Roadway & Drainage project.
3013803-381111	TRANSFER IN-PEOPLES TRANSPORTATION PRGM	\$150,000	\$125,000	\$125,000	\$125,000	\$100,000	Transfer from PTP 80% towards NW 83rd Place Roadway and Drainage project.
3013803-381400	TRANSFER IN-STORMWATER UTILITY FUND	\$253,500	\$165,000	\$165,000	\$165,000	\$122,000	Transfer from Stormwater Utility Fund towards West Lakes Roadway & Drainage.
TOTAL REVENUES:		\$889,539	\$2,839,907	\$3,090,968	\$1,150,968	\$2,447,084	

**TOWN OF MIAMI LAKES
FY2020-2021 ADOPTED BUDGET
CAPITAL PROJECTS FUND
Detail by Line Item**

ACCOUNT NUMBER	ACCOUNT NAME	FY2018-19 ACTUALS	FY2019-20 ADOPTED BUDGET	FY2019-20 AMENDED BUDGET	FY2019-20 YEAR END PROJECTION	FY2020-21 ADOPTED BUDGET	BUDGET COMMENTS
EXPENSES							
3013803-563039	WEST LAKE ROADWAY & DRAINAGE - NW 148TH TERRACE/ NW 148TH STREET/ NW 149TH TERRACE	\$37,530	\$1,920,000	\$1,942,470	\$87,000	\$2,108,559	Total project cost is estimated at \$2.1M for constructions & post design. The design was completed in FY14 as part of West Lake Phase 1 Project. Bidding in FY19-20 and construction to commence in FY20.
3013803-563040	NW 83RD PLACE ROADWAY & DRAINAGE	\$0	\$0	\$0	\$0	\$338,525	Improvements on NW 83rd Place from NW 159th Terrace to NW 162nd Street, for a drainage system retrofit which may include a new outfall connection to the private lake to the west of NW 83rd Place and additional underground infrastructure to increase drainage capacity. Funds will be used for design, permitting, and construction of these improvements.
3013803-563041-G1803	ROYAL OAKS DRAINAGE & ROADWAY IMPROVS	\$396,789	\$919,907	\$848,118	\$766,553	\$0 -	
3013803-563042-G1706	CANAL BANK STABILIZATION - PHASE 2	\$625,280	\$0	\$288,067	\$344,228	\$0 -	
3013803-563060-G1608	LAKE SARAH IMPROVEMENT	73,952	\$0	\$0	\$0	\$0 -	
3013803-581000	OPERATING CONTINGENCY- STORM	\$0	\$0	\$12,313	\$0	\$0 -	
TOTAL EXPENDITURES:		\$1,133,550	\$2,839,907	\$3,090,968	\$1,197,781	\$2,447,084	
TOTAL CAPITAL FUND PROJECTS REVENUES		\$5,236,625	\$11,625,590	\$12,946,036	\$6,387,135	\$9,410,102	
TOTAL CAPITAL FUND PROJECTS EXPENDITURES		\$2,859,492	\$11,625,590	\$12,946,036	\$5,134,173	\$9,410,102	

TOWN OF MIAMI LAKES
 FY2020-2021 ADOPTED BUDGET
 INFRASTRUCTURE SINKING FUND
 Detail by Line Item

ACCOUNT NUMBER	ACCOUNT NAME	FY2018-19 ACTUALS	FY2019-20 ADOPTED BUDGET	FY2019-20 AMENDED BUDGET	FY2019-20 YEAR END PROJECTION	FY2020-21 ADOPTED BUDGET	BUDGET COMMENTS
----------------	--------------	-------------------	--------------------------	--------------------------	-------------------------------	--------------------------	-----------------

INFRASTRUCTURE SINKING FUND

<u>REVENUES</u>							
307-370000	BUDGET CARRYFORWARD	\$0	\$150,000	\$150,000	\$150,000	\$150,000	Prior year fund balance carryforward.
307-381109	TRANSFER FROM GENERAL FUND	\$150,000	\$0	\$0	\$0	\$150,000	Per Ordinance 2019-236.
TOTAL INFRASTRUCTURE SINKING FUND REVENUES		\$150,000	\$150,000	\$150,000	\$150,000	\$300,000	
<u>EXPENSES</u>							
307-549002	CONTINGENCY RESERVE	\$0	\$150,000	\$150,000	\$0	\$300,000	Reserve for future projects for the renewal and replacement of equipment & infrastructure.
TOTAL INFRASTRUCTURE SINKING FUND EXPENDITURES		\$0	\$150,000	\$150,000	\$0	\$300,000	

**TOWN OF MIAMI LAKES
FY 2020-2021 ADOPTED BUDGET
FIVE-YEAR CAPITAL IMPROVEMENT PLAN**

Detail by Line Item

ACCOUNT NAME	FY2020-21	FY2021-22	FY2022-23	FY2023-24	FY2024-25	COMMENTS
--------------	-----------	-----------	-----------	-----------	-----------	----------

FACILITIES AND EQUIPMENT IMPROVEMENT

REVENUES

TRANSFER FROM GENERAL FUND	\$0	\$0	\$0	\$0	\$0	\$0 Transfer from General Fund.
TRANSFER FROM POLICE IMPACT FEES FUND	\$0	\$0	\$0	\$0	\$0	\$0 Transfer from Police Impact Fees
CAP PROJ BUDGET CARRYFORWARD	\$0	\$0	\$0	\$0	\$0	\$0 Prior year carryforward sub-fund balance.
TOTAL REVENUES	\$0	\$0	\$0	\$0	\$0	

EXPENDITURES

RESERVE FOR FACILITIES AND EQUIPMENT IMPROV	\$0	\$0	\$0	\$0	\$0	\$0 Reserve for Facilities and Equipment Improvement projects.
TOTAL EXPENDITURES	\$0	\$0	\$0	\$0	\$0	

PARKS IMPROVEMENT

REVENUES

GF TRANSF BEAUTIFCATION GRANT MATCH	\$0	\$10,000	\$10,000	\$10,000	\$10,000	\$10,000 General Fund transfer of Town's matching grant for Neighborhood Improvement.
GF TRANSF WEST LAKE REFORESTATION	\$0	\$100,000	\$0	\$0	\$0	\$0 General Fund transfer for West Lake Neighborhood Reforestation Phase 5.
GF TRANSFER MLOP MASTER PLAN	\$17,000	\$0	\$0	\$0	\$0	\$0 General Fund transfer for the MLOP Master Plan.
TRANSF IN- PARKS IMPACT FEE FUND - OPEN SPACE	\$0	\$1,000,000	\$1,000,000	\$0	\$0	\$0 Transfers from Parks Impact Fee Fund - Open Space for Bridge Park Phase 2 design and construction in FY22 and FY23
TRANSF IN- PARKS IMPACT FEE FUND - IMPROVEMENTS	\$250,000	\$250,000	\$0	\$0	\$0	\$0 Transfer from Parks Improvement Impact Fee Fund for build-up of Senior Center interior.
CAP PARKS BUDGET CARRYFORWARD	\$877,157	\$0	\$0	\$0	\$0	\$0 Prior year carryforward sub-fund balance.
TOTAL REVENUES:	\$1,144,157	\$1,360,000	\$1,010,000	\$10,000	\$10,000	

EXPENDITURES

CIP RESERVE FOR PARKS	\$0	\$0	\$0	\$0	\$0	\$0 Reserve for future parks improvement projects.
SENIOR CENTER INTERIOR BUILDUP	\$250,000	\$250,000	\$0	\$0	\$0	\$0 Interior build up of a 6,000 square foot shell building for a senior community/activity center for a total project cost of \$500,000.
NIC BEAUTIFICATION MATCHING GRANT PROGRAM	\$0	\$10,000	\$10,000	\$10,000	\$10,000	\$10,000 Grant match funding for neighborhood improvement.
TOTAL ADMINISTRATIVE PROJECTS:	\$250,000	\$260,000	\$10,000	\$10,000	\$10,000	

**TOWN OF MIAMI LAKES
FY 2020-2021 ADOPTED BUDGET
FIVE-YEAR CAPITAL IMPROVEMENT PLAN**

Detail by Line Item

ACCOUNT NAME	FY2020-21	FY2021-22	FY2022-23	FY2023-24	FY2024-25	COMMENTS
WESTLAKE NEIGHBORHOOD REFORESTATION	\$0	\$100,000	\$0	\$0	\$0	Phase 5 removal and replacement of tree canopy in WestLake neighborhood.
TOTAL GREENWAY AND TRAILS	\$0	\$100,000	\$0	\$0	\$0	
MLOP MASTER PLAN	\$467,032	\$0	\$0	\$0	\$0	\$0 Funding to complete MLOP Master Plan design and construction documents. Bidding and construction to be determined.
AIRNASIUM (MLOP MASTER PLAN OPTION)	\$0	\$0	\$0	\$0	\$0	\$0 Option for MLOP Master Plan.
MLOP STORAGE FACILITY	\$189,961	\$0	\$0	\$0	\$0	\$0 Complete remodel and update of MLOP Storage Facility structure to meet current Code, and reconfigure interior for ADA compliance.
TOTAL MIAMI LAKES OPTIMIST PARK:	\$656,993	\$0	\$0	\$0	\$0	
BRIDGE PARK	\$87,164	\$1,000,000	\$1,000,000	\$0	\$0	\$0 Phase 1 construction of the entry plaza commenced in FY20 and includes shared use paths, central area with benches, feature canopy, and landscape islands containing native trees and plants. Lighting installation is budgeted in FY21. Phase 2 development of park to commence in FY22 through to FY23
PAR 3 PARK	\$150,000	\$0	\$0	\$0	\$0	\$0 Funding for design in FY21 from developer's contribution. Total estimated project cost \$4.7M.
TOTAL PASSIVE PARK	\$237,164	\$1,000,000	\$1,000,000	\$0	\$0	
TOTAL PARKS IMPROVEMENTS EXPENDITURES	\$1,144,157	\$1,360,000	\$1,010,000	\$10,000	\$10,000	

**TOWN OF MIAMI LAKES
FY 2020-2021 ADOPTED BUDGET
FIVE-YEAR CAPITAL IMPROVEMENT PLAN**

Detail by Line Item

ACCOUNT NAME	FY2020-21	FY2021-22	FY2022-23	FY2023-24	FY2024-25	COMMENTS
TRANSPORTATION IMPROVEMENT						
REVENUES						
FEDERAL GRANT - TRANSPORTATION ALTERNATIVE PROGRAM (TAP)	\$250,000	\$0	\$1,541,544	\$1,000,000	\$900,000	FY21 includes balance of reimbursement for FY19 FDOT TAP grant (\$1,000,000) for Complete Streets Business Park East at NW60th Avenue project. FY23 TAP Grant for Business Park West project at 79th Court (\$1,000,000) and Greenway 2.0 (\$541,544). FY24 TAP Grant for NW59th Avenue and FY25 TAP Grant for the Fairway Improvements Project (\$900,000).
SAFE ROUTES TO SCHOOL	\$721,638	\$0	\$0	\$0	\$0	\$0 Grant award from FDOT for Safe Routes to School project between Miami Lakes K8 and ML Middle Schools.
SAFE ROUTES TO SCHOOL - BOB GRAHAM	\$56,267	\$0	\$184,876	\$0	\$0	\$0 FDOT Grant award for Safe Routes to School project at Bob Graham Education Center. Design in FY21 and construction in FY23.
INTEREST INCOME	\$0	\$5,000	\$5,000	\$5,000	\$5,000	\$5,000 Interest income from Investment Portfolio.
SECOND LOCAL OPTION GAS TAX 3 cent	\$128,838	\$160,000	\$165,000	\$165,000	\$165,000	1 to 5 cent tax per Florida Statute 336.025 for transportation improvement capital projects. FY21 and FY22 earmarked for 59th Avenue extension project.
COUNTY GRANT (CIGP)	\$3,614,500	\$0	\$0	\$0	\$0	\$0 County Incentive Grant Program award for NW 59 Avenue Roadway extension and redevelopment project. Design and land acquisition \$1,140,500, and construction and CEI \$2,474,000.
TRANSFER IN- SRF PTP 80%	\$525,000	\$650,000	\$650,000	\$650,000	\$650,000	Transfers from Special Revenue Fund PTP 80% (half-cent discretionary sales surtax) for transportation related and roadway improvement capital projects. FY21 (\$425,000) and FY22 earmarked for 59th Avenue roadway extension project and Streetlighting Improvement Project (\$100,000).
TRANSFER IN - SRF PTP 20%	\$0	\$200,000	\$0	\$0	\$0	\$0 Transfers from Special Revenue Fund PTP 20% Transit (half-cent discretionary sales surtax) for Park and Ride design in FY22.

**TOWN OF MIAMI LAKES
FY 2020-2021 ADOPTED BUDGET
FIVE-YEAR CAPITAL IMPROVEMENT PLAN**

Detail by Line Item

ACCOUNT NAME	FY2020-21	FY2021-22	FY2022-23	FY2023-24	FY2024-25	COMMENTS
CONTRIBUTION IN LIEU OF ROAD IMPACT FEE	\$0	\$0	\$5,352,652	\$0	\$0	FY23 anticipated funding for Park and Ride construction (\$1,600,000) and the underpasses at 146th/159th Streets (\$3,752,652).
TRANSFER IN- MOBILITY FEE FUND	\$100,000	\$100,000	\$0	\$100,000	\$0	FY21 towards 59th Avenue Extension Project. Transfers from Mobility Fee Trust Account Fund for projects as
CAP TRANSP BUDGET CARRYFORWARD	\$422,618	\$312,292	-\$124,873	-\$11,249	-\$1,249	Prior year carryforward sub-fund balance.
TOTAL REVENUES	\$5,818,861	\$1,427,292	\$7,774,199	\$1,908,751	\$1,718,751	
EXPENDITURES						
CIP RESERVE FOR TRANSPORT	\$312,292	-\$124,873	-\$11,249	-\$1,249	\$818,751	Contingency for transportation project needs.
STREET LIGHT IMPROVEMENT	\$100,000	\$0	\$0	\$0	\$0	Transfer from PTP 80% for Street Light Improvements.
59TH AVENUE EXTENSION AND PUBLIC WORKS STORAGE YARD	\$5,326,052	\$750,000	\$0	\$0	\$0	Secure approval from FAA and South Florida Water Management District to extend 59th Avenue south to Miami Lakes Drive to include construction of PW Yard and Boat Storage facility. Total project cost \$5.8M.
SAFE ROUTES TO SCHOOL - BOB GRAHAM EDUCATION CENTER	\$56,267	\$0	\$184,876	\$0	\$0	Design and construction of Safe Routes to School project at Bob Graham Education Center to include widening eastside school campus sidewalk, reconstruct crosswalks and connector ramps along NW 79th Avenue from NW 167 Terr to NW 155 Street and NW 82 Ave at NW 162 Street.
MI-GLO WALKING AND BIKE TRAIL	\$24,250	\$0	\$0	\$0	\$0	
PARK AND RIDE	\$0	\$200,000	\$1,600,000	\$0	\$0	Design and construction of Park and Ride project.
MIAMI LAKES GREEN/NW 77TH CT GREENWAY SOUTH	\$0	\$0	\$0	\$0	\$0	Delayed by grantor to FY2026 - TAP Grant for design and construction of project between 154th Street and the Dog Park (\$600K).
NW 77TH CT GREENWAY NORTH	\$0	\$0	\$0	\$0	\$0	Delayed by grantor to FY2026 - TAP Grant awarded (\$200,000) withTown match (\$200,000) for construction of a multi-purpose greenway trail from NW 77th Court, north from NW 154th Street to NW 163rd Street.

**TOWN OF MIAMI LAKES
FY 2020-2021 ADOPTED BUDGET
FIVE-YEAR CAPITAL IMPROVEMENT PLAN**

Detail by Line Item

ACCOUNT NAME	FY2020-21	FY2021-22	FY2022-23	FY2023-24	FY2024-25	COMMENTS
COMPLETE STREETS IMPLEMENTATION : BUSINESS PARK WEST (NW 79TH COURT TO NW 146TH STREET)	\$0	\$335,459	\$1,558,541	\$0	\$0	FY22 funding for design, planning, assessment and survey phase, and FY23 commence construction of project at Business Park West to include bicycle lanes, sidewalk and crosswalk improvements along NW 79th Court to NW 146th Street. Total project cost estimated at \$1,894,000.
COMPLETE STREETS IMPLEMENTATION: 59TH AVENUE TRANSPORTATION IMPROVEMENTS PROJECT	\$0	\$0	\$0	\$1,610,000	\$0	Funding completes the design, planning, assessment and survey phase of project which includes bicycle lanes, sidewalk and crosswalk improvements along NW 59th Avenue from NW 167th Street to NW 154th Street. FDOT Grant funding (\$1M) for construction and Town match of \$610,000.
COMPLETE STREET IMPLEMENTATION: MAIN STREET EAST (NW 151 AND 153 STREETS)	\$0	\$0	\$0	\$0	\$0	Construction of project at Main Street East to include bicycle lanes, sidewalk and crosswalk improvements at NW 151st and 153 Street from Miami Lakeway N. to Miami Lakes Drive.
FAIRWAY DRIVE BIKE LANE AND CROSSWALK IMPROVEMENTS	\$0	\$0	\$0	\$300,000	\$900,000	Create a bike route from Fairway Drive from Miami Lakes Drive to Miami Lakeway North for an estimated total cost of \$1.2 million (Grant funding \$900,000 and Town match \$300,000). Design to commence in FY24 and construction in FY25.
146TH/160th STREET UNDERPASS BRIDGES	\$0	\$0	\$3,900,487	\$0	\$0	Design of Underpass bridge at 160th Street and Palmetto completed in FY18. Construction of underpass (\$3.9M) to commence in FY23 and include a pedestrian bridge (\$75,000).
MIAMI LAKES GREEN 2.0 - 146TH STREET GREENWAY	\$0	\$266,706	\$541,544	\$0	\$0	Reconstruction of NW 146th Street between NW 89th Avenue and NW 87th Avenue to two lanes with bike lanes and landscaped paths for a total project cost of \$808,000 (Grant award \$541,544 in FY23 and Town match \$266,706).
TOTAL EXPENDITURES:	\$5,818,861	\$1,427,292	\$7,774,199	\$1,908,751	\$1,718,751	

**TOWN OF MIAMI LAKES
FY 2020-2021 ADOPTED BUDGET
FIVE-YEAR CAPITAL IMPROVEMENT PLAN**

Detail by Line Item

ACCOUNT NAME	FY2020-21	FY2021-22	FY2022-23	FY2023-24	FY2024-25	COMMENTS
STORMWATER IMPROVEMENT						
REVENUES						
FEDERAL STIMULUS GRANT - (WEST LAKE PHASE 3)	\$1,533,372	\$0	\$0	\$0	\$0	\$0 FEMA Funding through the State of Florida for West Lake Drainage Phase 3.
LEGISLATIVE GRANTS (WEST LAKE PHASE 3)	\$500,000	\$0	\$0	\$0	\$0	\$0 Legislative Award for West Lake Drainage Phase 3
LEGISLATIVE GRANTS	\$0	\$2,000,000	\$0	\$0	\$0	\$0 Anticipated Legislative grant in FY22 for Royal Oaks Drainage Phase 2.
STORMWATER GRANTS	\$0	\$250,000	\$250,000	\$250,000	\$250,000	Outgoing years anticipated grants for drainage projects.
TRANSFER IN-GENERAL FUND	\$238,525	\$0	\$0	\$0	\$0	\$0 Transfer from General Fund towards NW 83rd Place Roadway & Drainage project.
TRANSFER IN-TRANSPORTATION	\$100,000	\$0	\$0	\$0	\$0	\$0 Transfer from PTP 80% towards NW 83rd Place Roadway and Drainage project.
TRANSFER IN-STORMWATER	\$122,000	\$250,000	\$250,000	\$250,000	\$250,000	Transfer from Stormwater Utility Fund towards the drainage portion of projects as identified. Funding assumes increase in Stormwater Utility revenues.
CAPITAL SW BUDGET CARRYFORWD	-\$46,813	\$0	\$500,000	\$0	\$500,000	Prior year carryforward sub-fund balance.
TOTAL REVENUES:	\$2,447,084	\$2,500,000	\$1,000,000	\$500,000	\$1,000,000	
EXPENDITURES						
WEST LAKE ROADWAY & DRAINAGE - NW 148TH TERRACE/ NW 148TH STREET/ NW 149TH TERRACE	\$2,108,559	\$0	\$0	\$0	\$0	\$0 Total project cost is estimated at \$2.2 million. Design was completed in FY14 as part of West Lake Phase 1 Project. Contract was awarded and construction commenced in FY20. Project is expected to be completed in FY21.
83RD PLACE ROADWAY & DRAINAGE	\$338,525	\$0	\$0	\$0	\$0	\$0 For the NW 83rd Place roadway and drianage project.
ROYAL OAKS DRAINAGE & ROADWAY IMPROVEMENT - (PHASE 2)	\$0	\$2,000,000	\$0	\$0	\$0	\$0 Phase 1 of Royal Oaks Drainage improvement was completed in FY20 for approximately \$1.2 million. Legislative grant anticipated for the construction of Phase 2 in FY22.
CANAL BANK STABILIZATION - PHASE 3	\$0	\$0	\$1,000,000	\$0	\$0	\$0 Phase 3 stabilization of canal banks anticipated.
OPERATING CONTINGENCY- STORM	\$0	\$500,000	\$0	\$500,000	\$1,000,000	Contingency for Stormwater capital project needs.
TOTAL EXPENDITURES:	\$2,447,084	\$2,500,000	\$1,000,000	\$500,000	\$1,000,000	
TOTAL CAPITAL FUND PROJECTS REVENUES	\$9,410,102	\$5,287,292	\$9,784,199	\$2,418,751	\$2,728,751	
TOTAL CAPITAL FUND PROJECTS EXPENDITURES	\$9,410,102	\$5,287,292	\$9,784,199	\$2,418,751	\$2,728,751	



**Stormwater Utility Fund
and
Facilities Maintenance Fund**

Town of Miami Lakes FY 2020-21 Adopted Budget

Stormwater Utility Fund Detail

Stormwater Utility

Enterprise Funds are used to finance and account for the acquisition, operation, and maintenance of facilities and services that are intended to be entirely or predominantly self-supporting through the collection of charges from external customers. The Stormwater Utility Fund is an enterprise fund that was established to account for the operation, maintenance and capital improvement costs of a storm water collection system providing services to all residents of the Town and all commercial properties.

The Stormwater rate is \$4.50 per Equivalent Residential Unit (ERU) and has remained unchanged since the creation of the Utility. The Stormwater Rate study was conducted to address the fiscal and drainage needs within our community in FY2020, and a new rate proposal will come before Council sometime in FY2021. The Town anticipates receiving \$1,114,699 in Stormwater utility fees for FY 2020-21. Funds are appropriated and transferred to the Capital Projects Fund (\$122,000) towards funding West Lakes Drainage Improvement project. Revenues also include \$5,000 in interest earnings and \$111 in carryforward fund balance, for a total budget of \$1,119,810.

The FY 2020-21 Budget includes all costs for operating the utility: street sweeping, drainage cleaning provided by in-house support and the Town's own vacuum truck, chemical treatment and maintenance of canals, inspection services, as well as drainage repairs and improvements per the Stormwater Master Plan. In addition, the Fund pays the proportionate share of annual debt service to Miami Dade County on Stormwater Utility Revenue Bond, Series 2013 (\$71,051) for drainage projects, and a FEMA-funded canal dredging project at NW 57th Avenue (\$15,734). Debt service will terminate in 2024 and 2026, respectively. Funds are also appropriated for a transfer to the Capital Projects Fund (\$122,000) for West Lakes roadway and drainage improvement project. The Fund has a reserve of \$16,693.

In FY17 we completed an internal audit on residential properties which added 1,986 unbilled residential dwellings. In FY18 an internal audit on commercial properties resulted in the addition of 418.80 ERUs.

The Town was awarded a rating of 6 in 2017 from the Insurance Services Organization (ISO) for the Community Rating System (CRS). This rating affords Town resident and businesses a discount on their flood insurance premium due to the Town's flood

Town of Miami Lakes FY 2020-21 Adopted Budget

mitigation efforts. This represents about \$600,000 in savings of flood insurance payments made by our residents and businesses. In addition, the mitigation efforts spearheaded by the Building and Public Works Departments reduce flood events throughout town. The Town continues to work towards achieving a lower (better) rating over the next few years.

Performance Measures

A key activity of the Stormwater Utility Fund is the cleaning of catch basins and manholes. Catch basins and manhole cleaning mainly takes place during the 'dry season' from November to April.

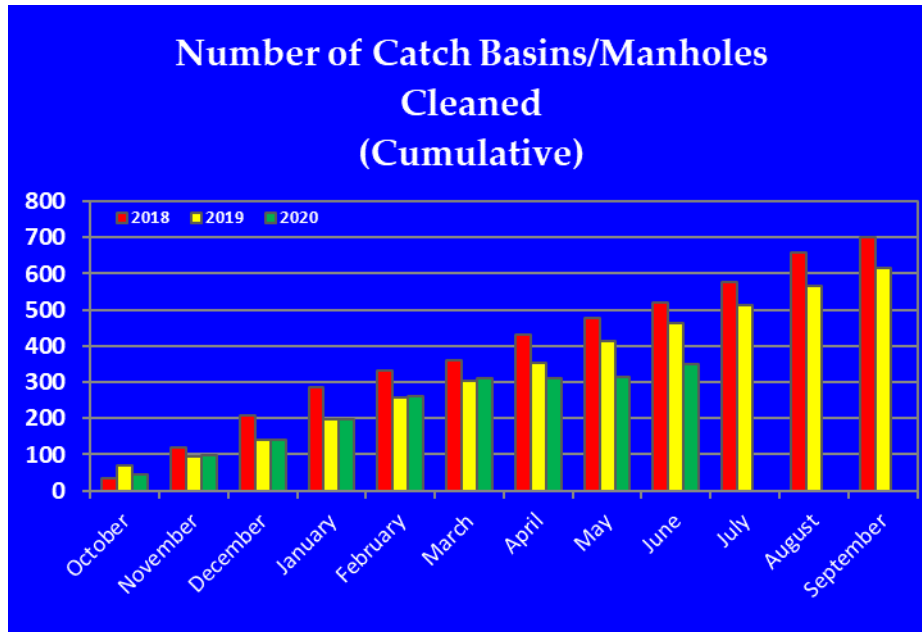


Fig.1: Cumulative number of catch basins/manholes cleaned in FY2020 as of the 3rd quarter was 2,027, averaging approximately 225 manholes per month.

**TOWN OF MIAMI LAKES
FY2020-2021 ADOPTED BUDGET
STORMWATER UTILITY FUND
Detail by Line Item**

ACCOUNT NUMBER	ACCOUNT NAME	FY2018-19 ACTUALS	FY2019-20 ADOPTED BUDGET	FY2019-20 AMENDED BUDGET	FY2019-20 YEAR END PROJECTION	FY2020-21 ADOPTED BUDGET	BUDGET COMMENTS
STORMWATER UTILITY FUND							
REVENUES							
401-343900	STORMWATER UTILITY FEES	\$1,058,714	\$1,142,370	\$1,142,370	\$1,085,566	\$1,114,699	Based on 21,281 ERUs at \$4.50 per ERU at 97%.
401-361100	INTEREST EARNINGS	\$6,116	\$5,000	\$5,000	\$5,000	\$5,000	Interest earnings based on percentage of Storm water Investment Portfolio.
401-370004	BUDGET CARRYFORWARD	\$0	\$0	\$10,912	\$10,912	\$111	Prior year fund balance carryforward.
401-381110	TRANSFER FROM CAPITAL	\$206,814	\$0	\$0	\$0	\$0	-
TOTAL REVENUES:		\$1,271,645	\$1,147,370	\$1,158,282	\$1,101,478	\$1,119,810	
EXPENDITURES							
4013803-546180	WASAD FEE COLLECTION	\$39,221	\$36,400	\$36,400	\$36,720	\$39,900	WASD fee to collect stormwater charges (approx. 35,000 bills at \$1.14).
4013803-549060	STORMWATER ADMINISTRATION	\$96,498	\$76,948	\$76,948	\$52,160	\$78,169	Overhead charges for support of Utility at 8.5%.
4013803-549100	PUBLIC OUTREACH/WORKSHOPS	\$0	\$3,000	\$3,000	\$0	\$3,000	Required for NPDES and CRS annual certifications.
4013803-554000	SUBSCRIPTIONS & MEMBERSHIPS	\$800	\$1,000	\$1,000	\$800	\$800	Required for CRS: American Association of Flood Plain Managers, FL SW Association & FL Flood Management Association.
4013803-554010	EDUCATION & TRAINING	\$1,769	\$3,000	\$3,000	\$1,650	\$3,000	Mandated training to maintain certification.
4013803-570000	STORMWATER UTILITY REVENUE BOND DEBT-QNIP	\$69,326	\$70,106	\$70,106	\$70,106	\$71,051	QNIP Debt service payments.
4013803-570011	FEMA FUNDED CANAL DREDGING PAYMENT	\$16,947	\$15,734	\$15,734	\$15,734	\$15,734	Payment for FEMA-funded canal dredging project - Year 5 of 10.
4013803-591030	TRANSFER TO CAP PROJECTS FUND	\$253,500	\$165,000	\$165,000	\$165,000	\$122,000	FY21 Transfer for capital improvement projects for West Lakes Roadway and Drainage project (\$122,000). FY20 \$165,000 for Royal Oaks Drainage.
TOTAL STORMWATER UTILITY EXPENSES		\$478,060	\$371,188	\$371,188	\$342,169	\$333,654	
4013813-531370	NPDES COMPUT. DISCHARGE MOD	\$805	\$1,000	\$1,000	\$805	\$1,000	Annual regulatory program and surveillance fees.
4013813-546150	NPDES PERMIT FEES	\$10,869	\$16,545	\$16,545	\$16,545	\$16,545	Annual payment to DERM for Water Quality Monitoring, Best Management Practices and Basin Management Action Plan per Interlocal Agreement.
TOTAL NPDES COSTS		\$11,674	\$17,545	\$17,545	\$17,350	\$17,545	
4013823-512000	REGULAR SALARIES	161,634	\$177,956	\$181,056	\$180,565	\$183,311	Salary for PW Director and PW Engineer (50%), and 2 Vacuum Truck Operators.
4013823-514000	OVERTIME	\$0	\$1,000	\$1,000	\$0	\$1,000	Additional hours as needed for vac truck operations.
4013823-521000	PAYROLL TAXES	12,551	\$13,614	\$13,614	\$13,813	\$14,023	Calculated based on 7.65% of salaries.
4013823-522000	FRS RETIREMENT CONTRIBUTION	13,288	\$15,085	\$15,085	\$15,931	\$18,373	Rate increase from 8.47% to 8.50% thru Jul '21.
4013823-523000	HEALTH & LIFE INSURANCE	28,197	\$42,862	\$39,762	\$39,243	\$46,661	Includes medical, dental, vision and life.
4013823-523100	WIRELESS STIPEND	\$480	\$960	\$960	\$480	\$960	Cell phone stipend for PW Director(50%), PW Engineer (50%), and 1 Vacuum Truck Operator.
4013823-531000	PROFESSIONAL SERVICES-LAKE QUALITY ASSESSMENT	\$24,423	\$0	\$0	\$0	\$0	-
4013823-531000	PROFESSIONAL SERVICES-SW UTILITY RATE STUDY	\$0	\$40,300	\$40,300	\$40,256	\$0	-
4013823-531212	MASTER PLAN UPDATE	\$20,524	\$0	\$0	\$0	\$0	-
4013823-531331	STORMWATER INSPECTOR	\$49,999	\$50,000	\$50,000	\$49,856	\$52,000	Inspection services for stormwater operations.
4013823-541001	REMOTE ACCESS DEVICE DATA PLAN	\$802	\$960	\$1,460	\$984	\$1,460	Data plan for field personnel devices.
4013823-545000	INSURANCE	\$16,981	\$16,594	\$16,594	\$12,883	\$14,582	Property and liability insurance and workers compensation.
4013823-546000	REPAIR & MAINTENANCE-CLEAN BASINS PIPES TRENCHES	\$27,308	\$49,500	\$49,500	\$49,500	\$49,500	Tipping/dumping fee to MDC for vac truck solid waste (\$27,000); annual cleaning of 92 outfalls (\$12,500), on call cleaning services for drainage system (\$10,000).
4013823-546120	MINOR REPAIRS & IMPROVEMENTS	\$19,828	\$29,700	\$29,700	\$29,700	\$37,587	Roadway and drainage restoration per Stormwater Management Master Plan.
4013823-546130	COMMUNITY RATING SYSTEM	\$3,037	\$2,000	\$2,000	\$2,000	\$3,500	Flood management program to reduce resident flood insurance premiums.

**TOWN OF MIAMI LAKES
FY2020-2021 ADOPTED BUDGET
STORMWATER UTILITY FUND
Detail by Line Item**

ACCOUNT NUMBER	ACCOUNT NAME	FY2018-19 ACTUALS	FY2019-20 ADOPTED BUDGET	FY2019-20 AMENDED BUDGET	FY2019-20 YEAR END PROJECTION	FY2020-21 ADOPTED BUDGET	BUDGET COMMENTS
4013823-546160	STREET SWEEPING	\$28,180	\$35,000	\$35,000	\$30,000	\$35,000	Contract street sweeping 62.5 lane miles of roadway bi-weekly.
4013823-546161	REPAIR & MAINTENANCE	\$3,567	\$15,000	\$15,000	\$10,000	\$15,000	Vac truck and GPS system repair and maintenance.
4013823-546170	CANAL MAINTENANCE	\$299,561	\$253,106	\$253,106	\$253,106	\$258,329	Miami-Dade County contract chemical treatment of canals (\$158,918). Monthly maintenance of canals including above surfacing cleaning (\$55,728), slope mowing 12 cycles (\$34,968), vegetation, algae and herbicidal treatment (\$6,231), rodent control (\$864) and HOAs maintenance fee (\$1,620).
4013823-549002	CONTINGENCY RESERVE	\$0	\$0	\$0	\$0	\$16,693	-
4013823-552010	UNIFORMS	\$586	\$1,400	\$1,400	\$600	\$1,000	Uniforms for 2 Vac truck operators (\$900), and shirts for PW Engineer and inspectors (\$100).
4013823-552020	FUEL & LUBRICANTS	\$10,584	\$13,000	\$13,000	\$12,000	\$13,000	Gas, oil and lubricants for Vac truck and pressure cleaning equipment.
4013823-564000	MACHINERY & EQUIPMENT	\$0	\$0	\$300	\$0	\$0	-
4013823-566000	SOFTWARE	\$29,488	\$0	\$10,112	\$10,112	\$0	-
4013823-566002	COMPUTER SOFTWARE LICENSES	\$2,743	\$600	\$600	\$600	\$6,632	Asset Managements (\$6,032) AutoCAD licenses renewal (\$600).
TOTAL STORMWATER OPERATING		\$753,762	\$758,637	\$769,549	\$751,630	\$768,611	
TOTAL STORMWATER UTILITY REVENUES		\$1,271,645	\$1,147,370	\$1,158,282	\$1,101,478	\$1,119,810	
TOTAL STORMWATER UTILITY EXPENDITURES		\$1,243,496	\$1,147,370	\$1,158,282	\$1,111,150	\$1,119,810	

Town of Miami Lakes FY 2020-21 Adopted Budget

Facilities Maintenance Fund Detail

Facilities Maintenance Fund

Internal Service Funds are used to account for operations that provide services to other departments on a cost-reimbursement

basis. The Facilities Maintenance Fund captures all costs associated with the operations, maintenance, and repairs of the Town's Government Center. The cost of centralized services is allocated proportionally, by the square footage between the General Fund (Administration 60% and Police Department 27%) and the Building Department Fund (13%). This includes salary and benefits for one full time position, utilities, custodial and contractual maintenance services. The FY 2020-21 Budget is \$377,088.

**TOWN OF MIAMI LAKES
FY2020-2021 ADOPTED BUDGET
FACILITY MAINTENANCE FUND
Detail by Line Item**

ACCOUNT NUMBER	ACCOUNT NAME	FY2018-19 ACTUALS	FY2019-20 ADOPTED BUDGET	FY2019-20 AMENDED BUDGET	FY2019-20 YEAR END PROJECTION	FY2020-21 ADOPTED BUDGET	BUDGET COMMENTS
FACILITY MAINTENANCE FUND							
REVENUES							
501-370004	BUDGET CARRYFORWARD	\$8,378	\$0	\$0	\$0	\$0 -	
501-381116	TRANSFER FROM GENERAL FUND-ADMINISTRATION	\$203,821	\$206,734	\$206,734	\$219,848	\$226,253	Administration's portion of building expenses.
501-381117	TRANSFER FROM GENERAL FUND-POLICE	\$91,719	\$93,031	\$93,031	\$98,932	\$101,814	Police Departments portion of building expenses.
501-381118	TRANSFER FROM BUILDING FUND	\$44,161	\$44,792	\$44,792	\$47,634	\$49,021	Building Departments portion of building expenses.
TOTAL FACILITY MAINTENANCE REVENUES		\$348,079	\$344,557	\$344,557	\$366,414	\$377,088	
EXPENSES							
5011901-512000	REGULAR SALARIES	\$70,897	\$70,000	\$71,219	\$71,034	\$72,100	Salary for General Services Manager (title changed from Facilities Maintenance Coordinator).
5011901-521000	PAYROLL TAXES	\$5,371	\$5,355	\$5,355	\$5,434	\$5,516	Calculated based on 7.65% of salaries.
5011901-522000	FRS RETIREMENT CONTRIBUTION	\$5,856	\$5,934	\$5,934	\$6,267	\$7,227	Rate increase from 8.47% to 10.00% thru Jul '21.
5011901-523000	HEALTH & LIFE INSURANCE	\$11,192	\$14,452	\$13,233	\$12,542	\$13,911	Includes medical, dental, vision and life.
5011901-523100	WIRELESS STIPEND	\$480	\$480	\$480	\$480	\$480	Cell phone stipend.
5011901-534010	JANITORIAL SERVICES	\$57,200	\$58,000	\$58,000	\$57,150	\$58,000	Custodial services for Government Center at \$4,750 monthly. Additional emergency services of \$1,000.
5011901-534010-CVD19	JANITORIAL SERVICES-COVID 19	\$0	\$0	\$0	\$9,062	\$0 -	
5011901-541000	TELEPHONE SERVICES	\$17,201	\$19,200	\$19,200	\$14,146	\$15,000	Includes allocation for AT&T fire alarm including emergency phones (\$7,800), and Suncom phone service (\$7,200) for Town Hall.
5011901-541001	REMOTE ACCESS DEVICE DATA PLAN	\$802	\$960	\$960	\$866	\$960	Data Plan for handyman crew devices.
5011901-543000	UTILITY SERVICES	\$53,902	\$59,800	\$59,800	\$91,560	\$92,875	Includes Administration's allocation of Government Center expenses: FPL (\$46,000), water and sewer (\$45,000) and waste removal (\$1,875).
5011901-546000	REPAIR & MAINTENANCE	\$68,557	\$70,000	\$70,000	\$59,312	\$70,000	Government Center contractual expenses for landscaping (\$4,000), A/C maintenance (\$8,520) and A/C monitoring (\$2,400), fire alarm monitoring (\$3,000), plumbing and electrical (\$12,000), handyman service (\$25,000); elevator services (\$6,000), recycling (\$1,080), and other maintenance supplies (\$8,000).
5011901-546010	REPAIR & MAINTENANCE-VEHICLES	\$511	\$500	\$500	\$444	\$1,000	Vehicle maintenance.
5011901-549260	HURRICANE EXPENSES	\$5,174	\$1,500	\$1,500	\$149	\$1,500	Hurricane related expenses: equipment, fuel, tools, etc.
5011901-551000	OFFICE SUPPLIES	\$26,797	\$30,000	\$30,000	\$26,006	\$30,000	Office supplies for all departments including holiday decorations.
5011901-552000	OPERATING SUPPLIES	\$0	\$0	\$0	\$432	\$0 -	
5011901-552000-CVD19	OPERATING SUPPLIES-COVID 19	\$0	\$0	\$0	\$3,156	\$0 -	
5011901-552020	UNIFORMS	\$302	\$0	\$0	\$0	\$0 -	
5011901-552020	FUEL & LUBRICANTS	\$1,574	\$4,000	\$4,000	\$3,786	\$4,000	Fuel for vehicle (\$1,500) and generator (\$2,500).
5011901-554000	SUBSCRIPTIONS & MEMBERSHIPS	\$258	\$476	\$476	\$458	\$478	Memberships for Facility Management Professional (\$210); Membership for Project Management Institute (\$129); and Amazon Prime for delivery of supplies (\$139).
5011901-554010	EDUCATION & TRAINING	\$0	\$2,500	\$2,500	\$2,664	\$2,500	Project Management Professional Courses and trainings.
5011901-559040	DEPRECIATION INFRASTRUCTURE	\$606	\$0	\$0	\$0	\$0 -	
5011901-564000	MACHINERY & EQUIPMENT	\$11,623	\$0	\$0	\$0	\$0 -	
5011901-566002	COMPUTER SOFTWARE LICENSES	\$1,398	\$1,400	\$1,400	\$1,467	\$1,541	Facility Dude License.
TOTAL FACILITY MAINTENANCE EXPENDITURES		\$339,701	\$344,557	\$344,557	\$366,414	\$377,088	



NOTES
